

ALQHA All Novice Show Autaugaville

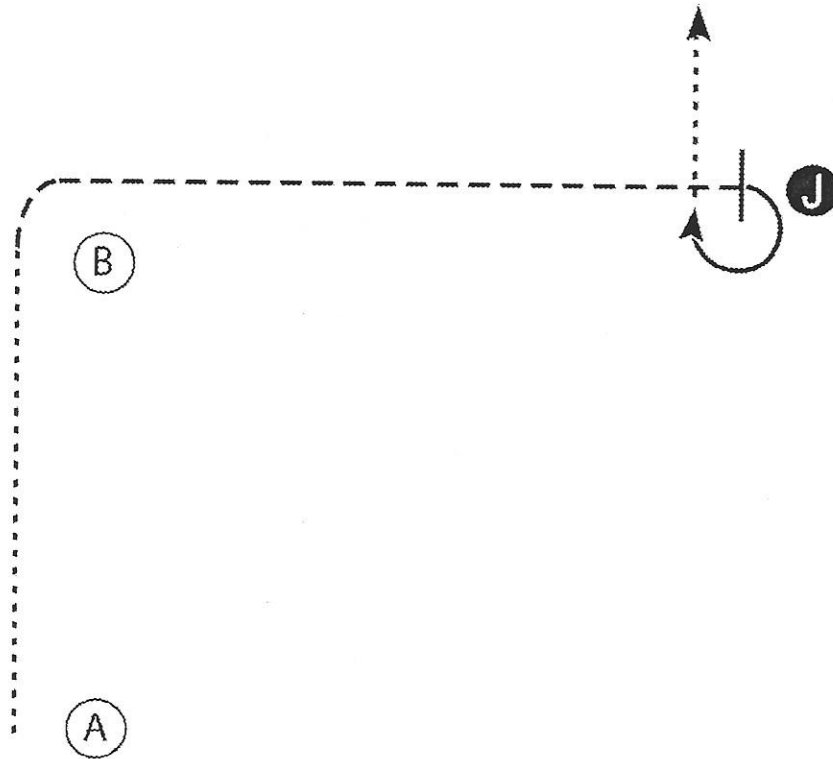
AL

Walk/Trot Showmanship

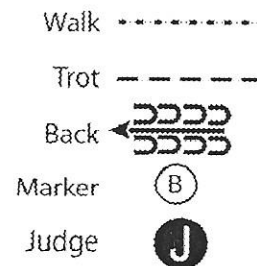
Show Date: 10-25-2014

w w w . H o r s e S h o w P a t t e r n s . c o m

w w w . H o r s e S h o w P a t t e r n s . c o m



1. Walk from A to B.
2. Trot from B to the Judge.
3. Stop and set up for inspection.
4. When dismissed perform a 270 degree turn and walk straight away from the Judge.



[S WT_2]

Pattern Provided by:

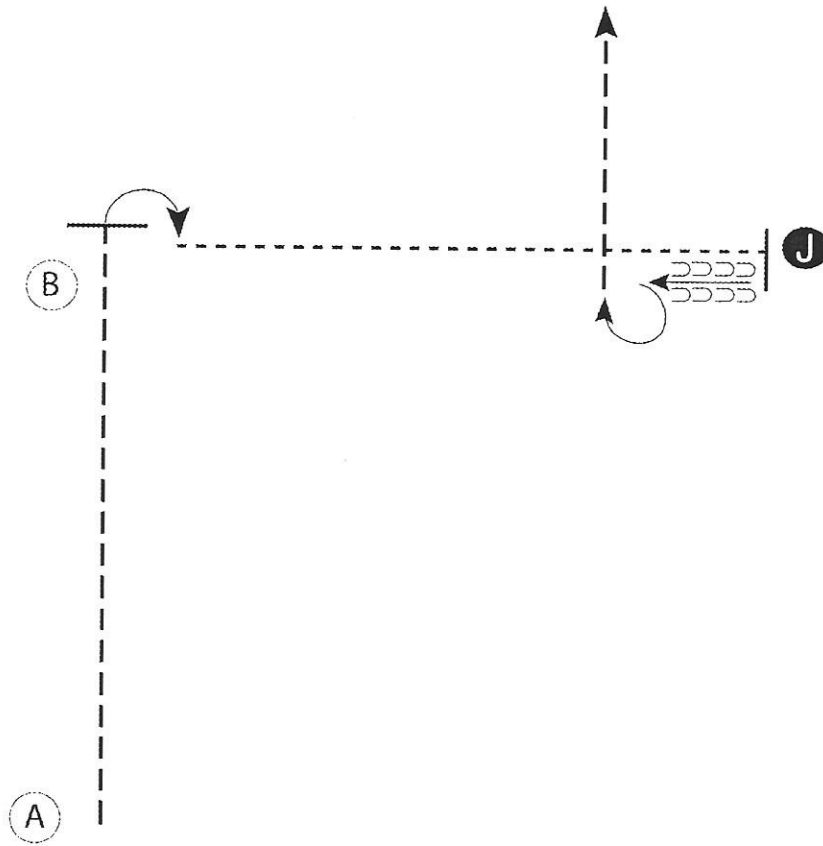
Carolyn Johnson

ALQHA All Novice Show Autaugaville AL Novice Youth/Novice Amateur Showmanship

Show Date: 10-25-2014

w w w . H o r s e S h o w P a t t e r n s . c o m

w w w . H o r s e S h o w P a t t e r n s . c o m



1. Begin at A. Trot from A past B
2. Stop and perform a 90 degree turn
3. Walk to the Judge, stop and set up for inspection
4. When dismissed back one horse length and perform a 270 degree turn
5. Trot to the line-up

- Walk -----
- Trot - - - - -
- Back ← ← ← ← ←
- Marker (B)
- Judge (J)

[SI_1]

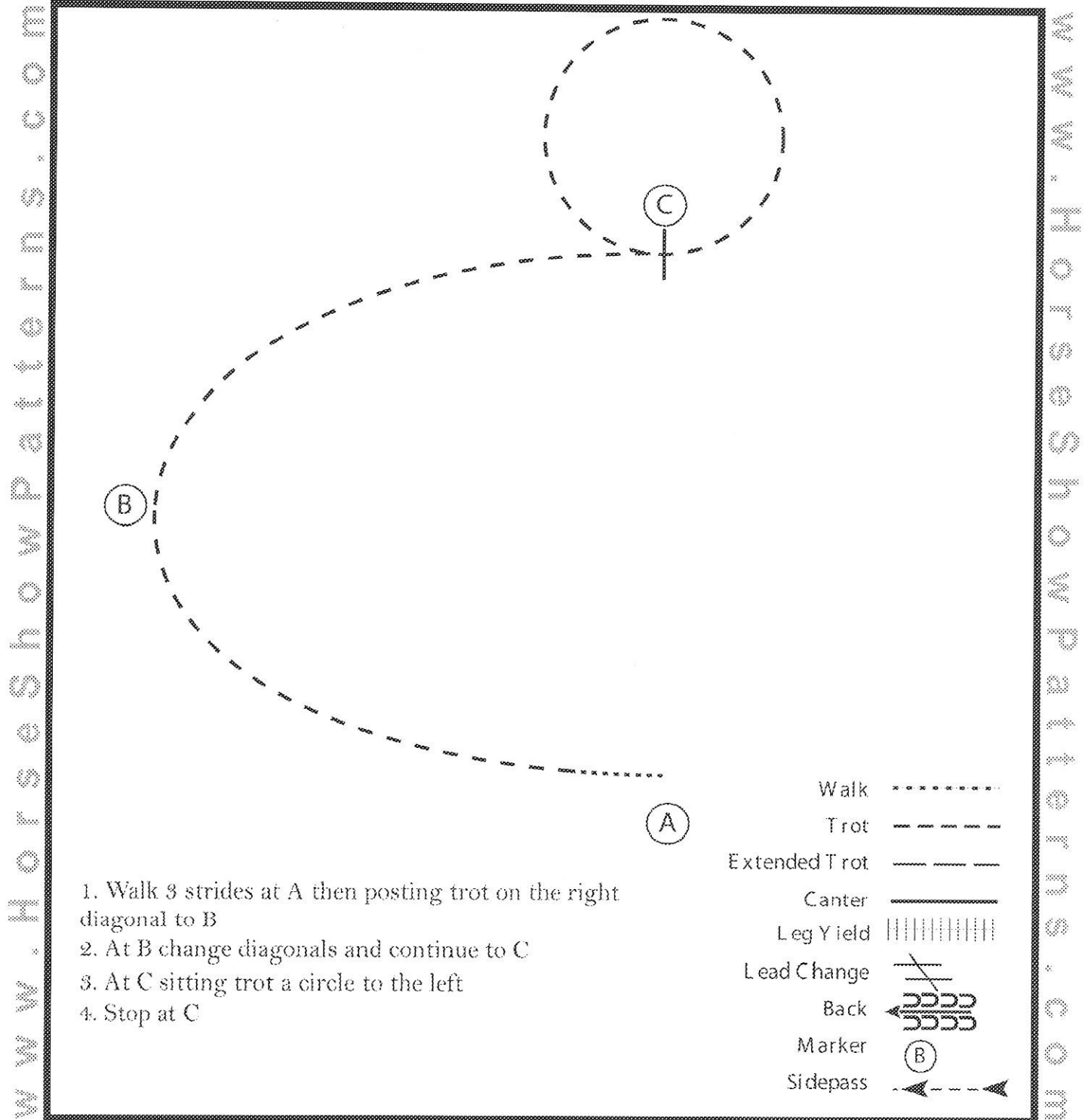
Pattern Provided by:
Carolyn Johnson

ALQHA All Novice Show Autaugaville

AL

ALL Walk/Trot Equitation

Show Date: 10-25-2014



1. Walk 3 strides at A then posting trot on the right diagonal to B
2. At B change diagonals and continue to C
3. At C sitting trot a circle to the left
4. Stop at C

- Walk (dotted line)
- Trot - - - - - (dashed line)
- Extended Trot - - - - - (long dashed line)
- Canter _____ (solid line)
- Leg Yield ||||| (vertical lines)
- Lead Change / / / / / (diagonal lines)
- Back ← ← ← ← ← (horizontal lines with arrows)
- Marker (B) (circle with B)
- Sidepass - - - - - (dashed line with arrow)

[HSE WT_10]

Pattern Provided by:

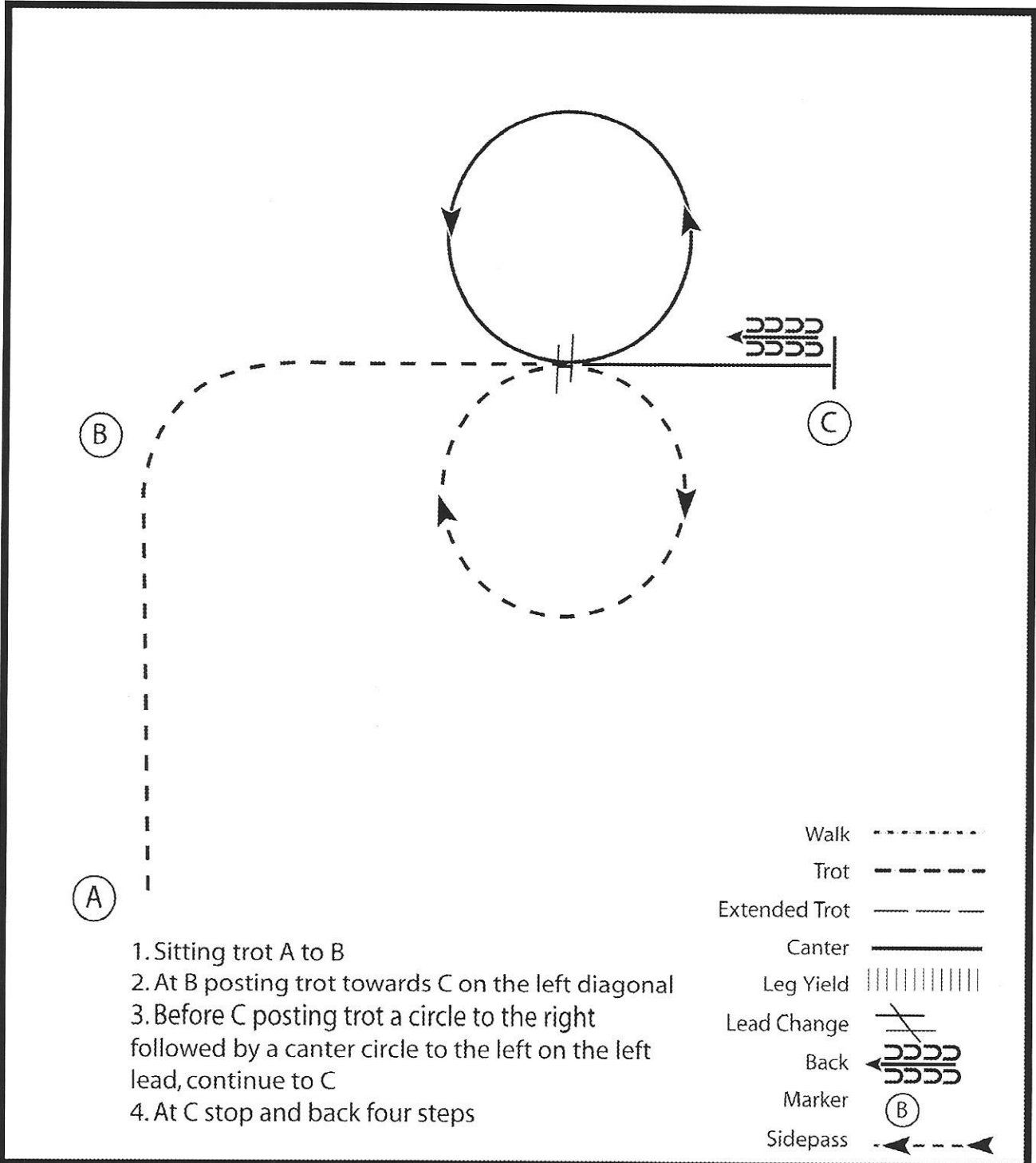
Carolyn Johnson

ALQHA All Novice Show Autaugaville AL Novice Youth/Novice Amateur Equitation

Show Date: 10-25-2014

w w w . H o r s e S h o w P a t t e r n s . c o m

w w w . H o r s e S h o w P a t t e r n s . c o m



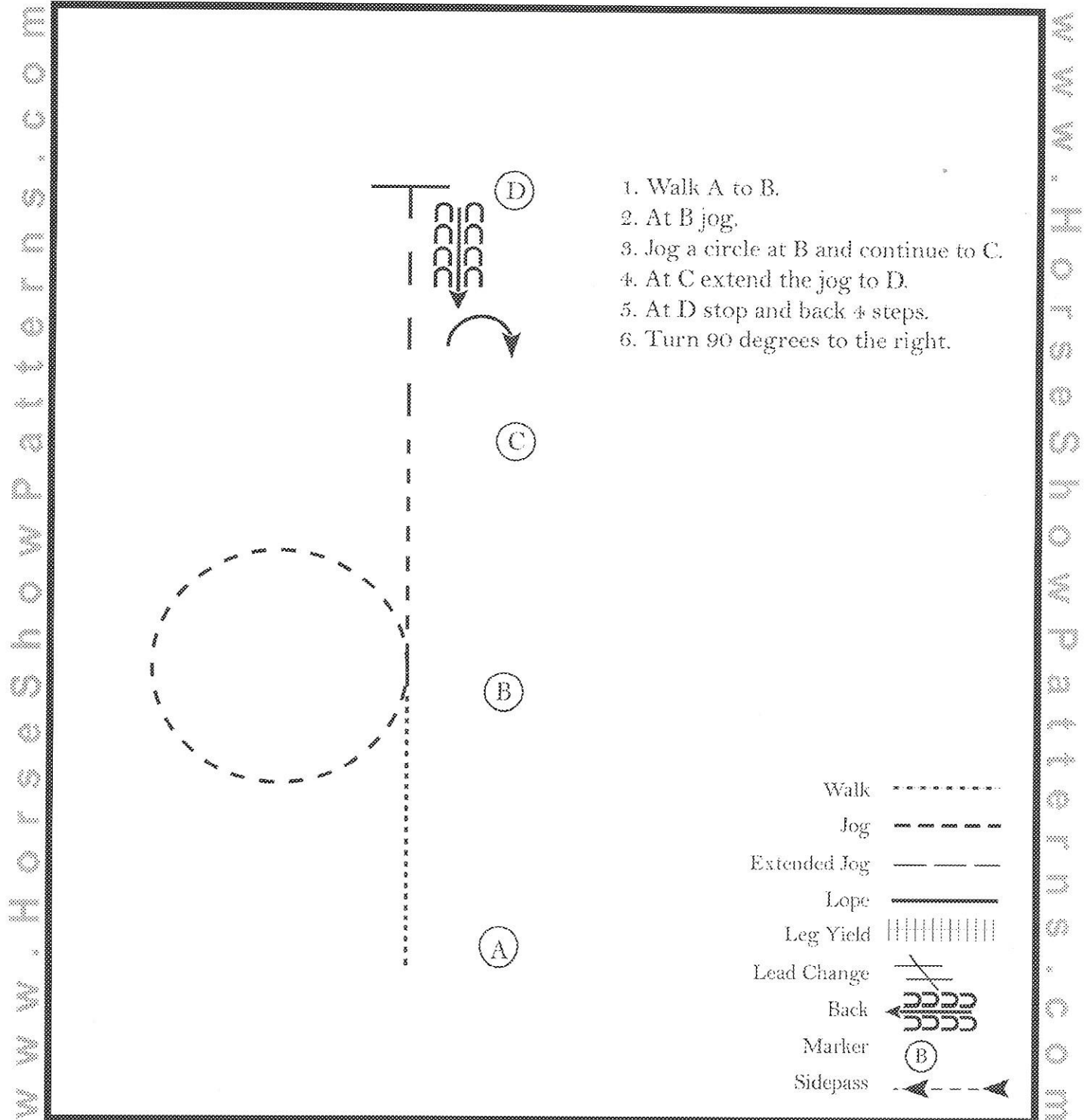
[HSEI_1]

Pattern Provided by:
Carolyn Johnson

ALQHA All Novice Show Autaugaville AL

ALL Walk/Jog Horsemanship

Show Date: 10-25-2014



1. Walk A to B.
2. At B jog.
3. Jog a circle at B and continue to C.
4. At C extend the jog to D.
5. At D stop and back 4 steps.
6. Turn 90 degrees to the right.

Walk
Jog	-----
Extended Jog	-----
Lope	=====
Leg Yield	
Lead Change	↙
Back	←←←←
Marker	(B)
Sidepass	←---→

[WH WT_11]

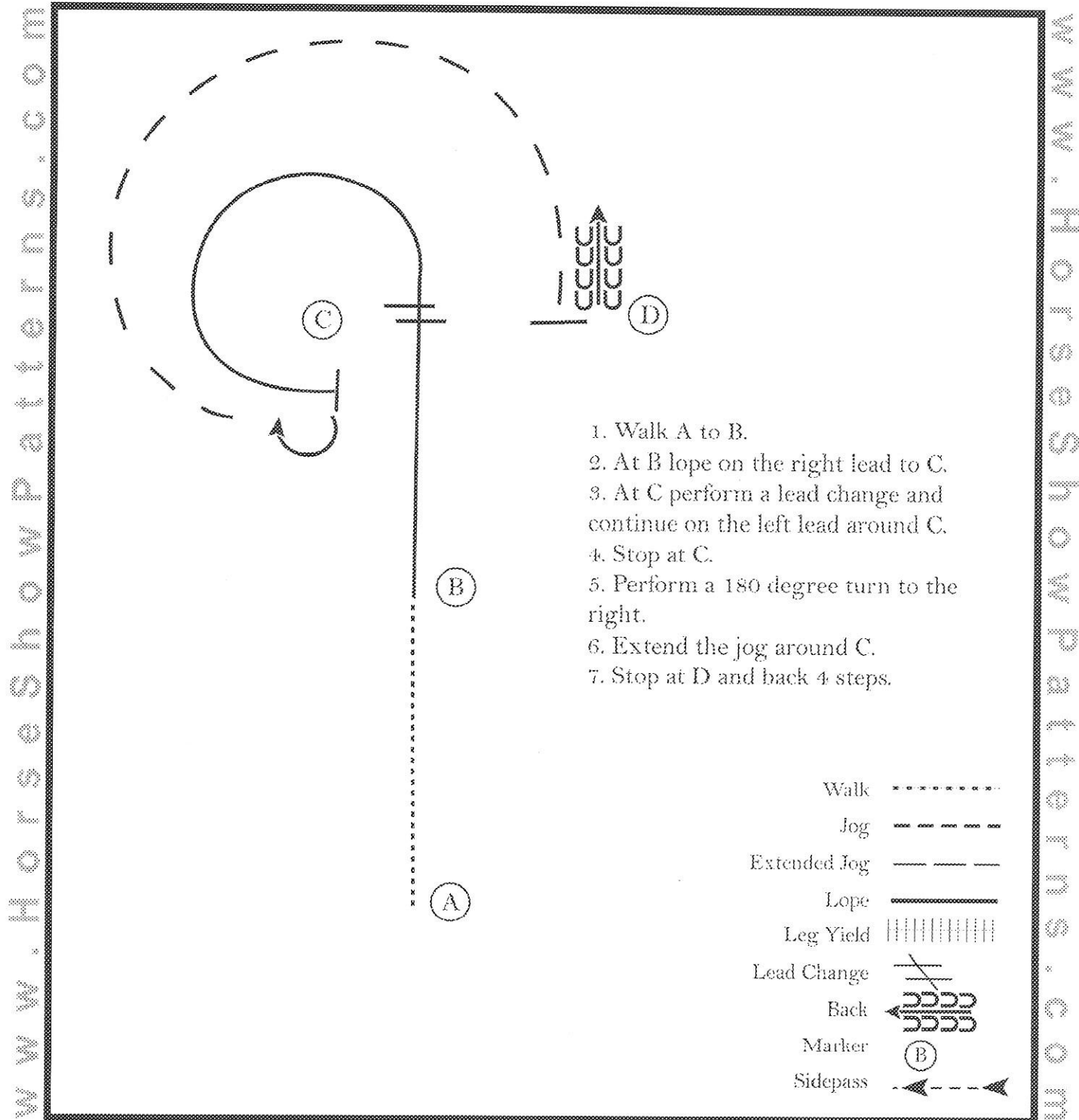
Pattern Provided by:
Carolyn Johnson

ALQHA All Novice Show Autaugaville

AL

Novice Youth/Novice Amateur Horsemanship

Show Date: 10-25-2014



[WHII_1]

Pattern Provided by:

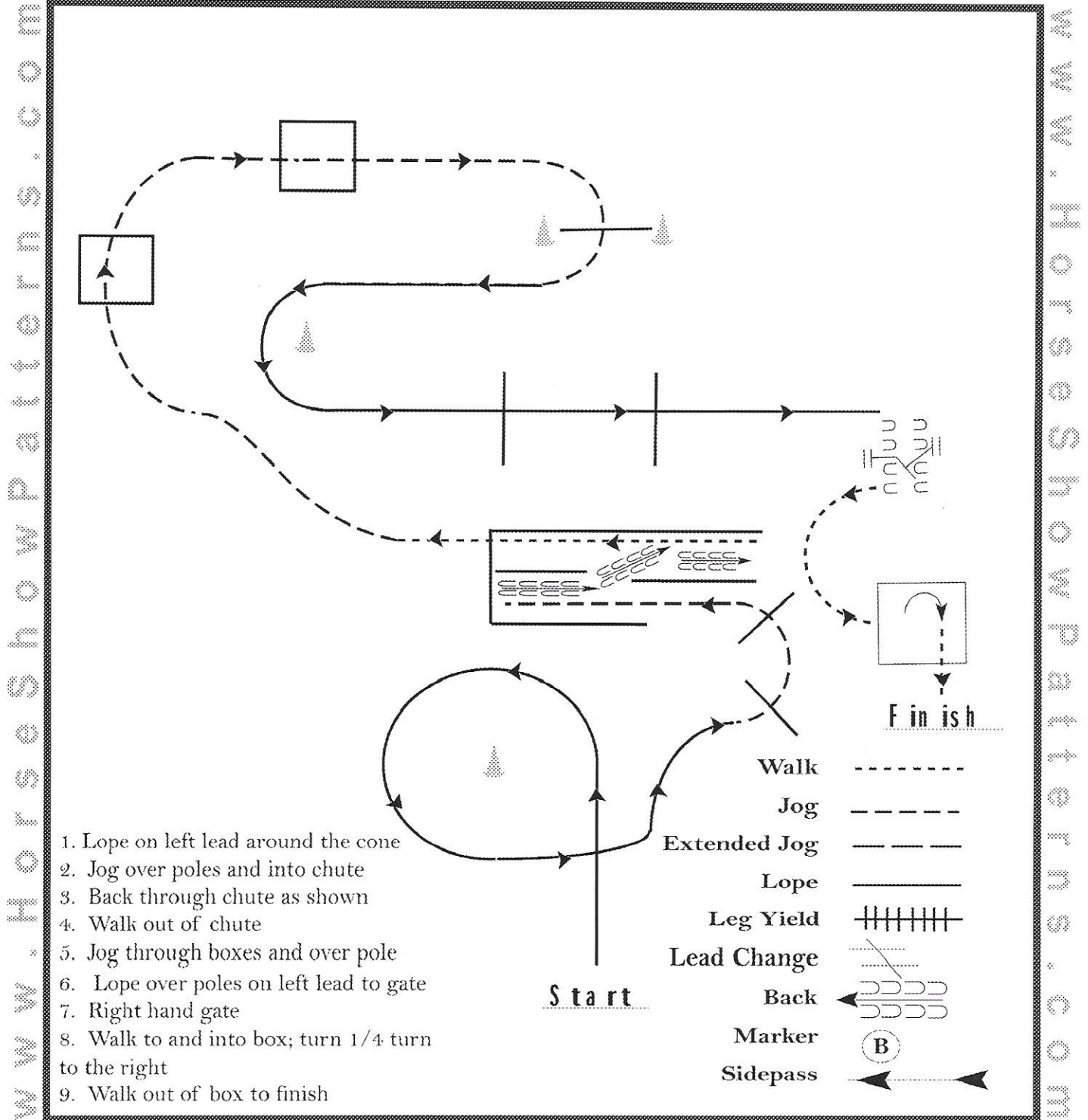
Carolyn Johnson

ALQHA All Novice Show Autaugaville

AL

Trail - (Walk/Trot - Trot where you lope)

Show Date: 10-25-2014



[TL_1]

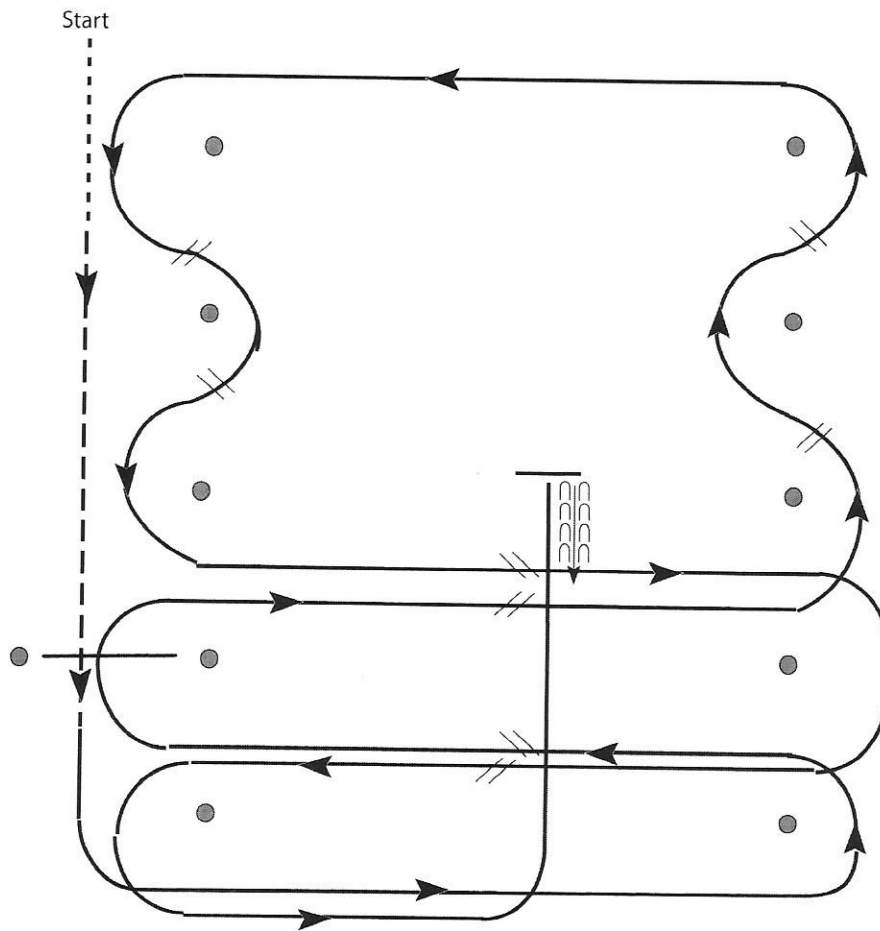
Pattern Provided by:

Carolyn Johnson

WESTERN RIDING (ALL AGES)

www.HorseShowPatterns.com

www.HorseShowPatterns.com



1. Walk, transition to jog, jog over log.
2. Transition to left.
3. First crossing change.
4. Lope over log.
5. Second crossing change.
6. First line change.
7. Second line change.
8. Third line change.
9. Fourth line change.
10. Third crossing change.
11. Fourth crossing change.
12. Lope up the center, stop and back.

[WR OPEN_3]

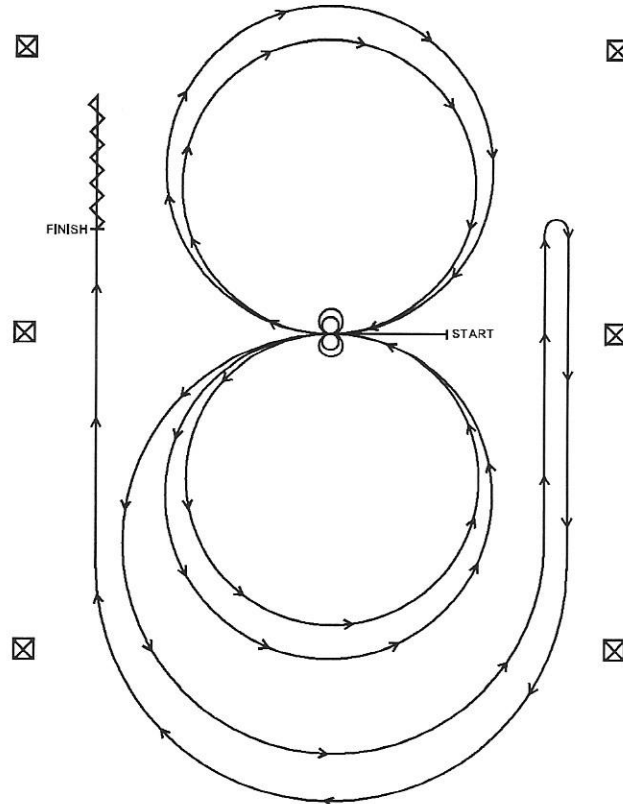
Pattern Provided by:
THE JUDGES

ALQHA All Novice Show – Autaugaville, AL

Show Date: 10/25/2014

REINING PATTERN 12

Approved only for Level I (Novice) Youth and Amateur, Youth 13 & Under and EWD Independent Walk, Trot, Lope



Horses may walk or trot to the center of the arena. Horses must walk or stop prior to starting the pattern. Beginning at the center of the arena facing the left wall or fence.

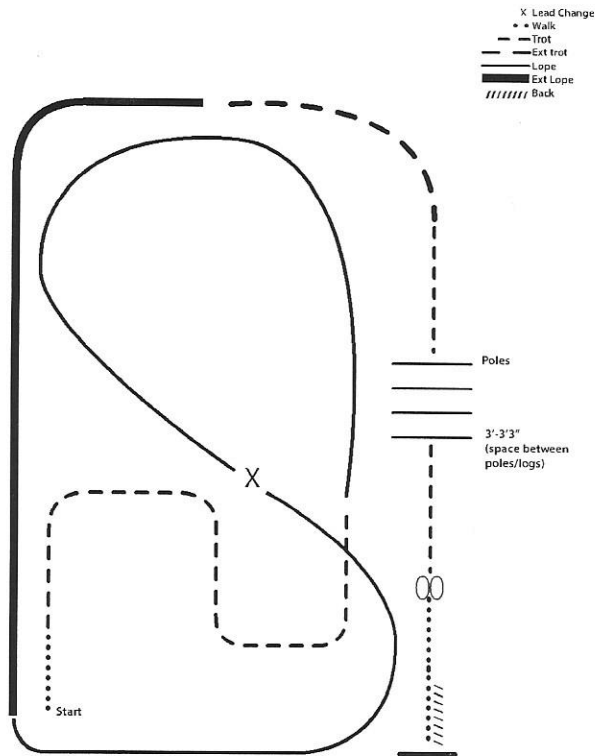
1. Beginning on the left lead, complete two circles to the left. Stop at the center of the arena. Hesitate.
2. Complete two spins to the left. Hesitate.
3. Beginning on the right lead complete two circles to the right. Stop at the center of the arena. Hesitate.
4. Complete two spins to the right. Hesitate.
5. Beginning on the left lead, go around the end of the arena, run down the right side of the arena past center marker, stop and roll back right.
6. Continue around the end of the arena to run down the left side of the arena past the center marker. Stop. Back up.

Hesitate to show completion of pattern.

ALQHA All Novice Show – Autaugaville, AL

Show Date: 10/25/2014

RANCH HORSE PLEASURE - PATTERN 4

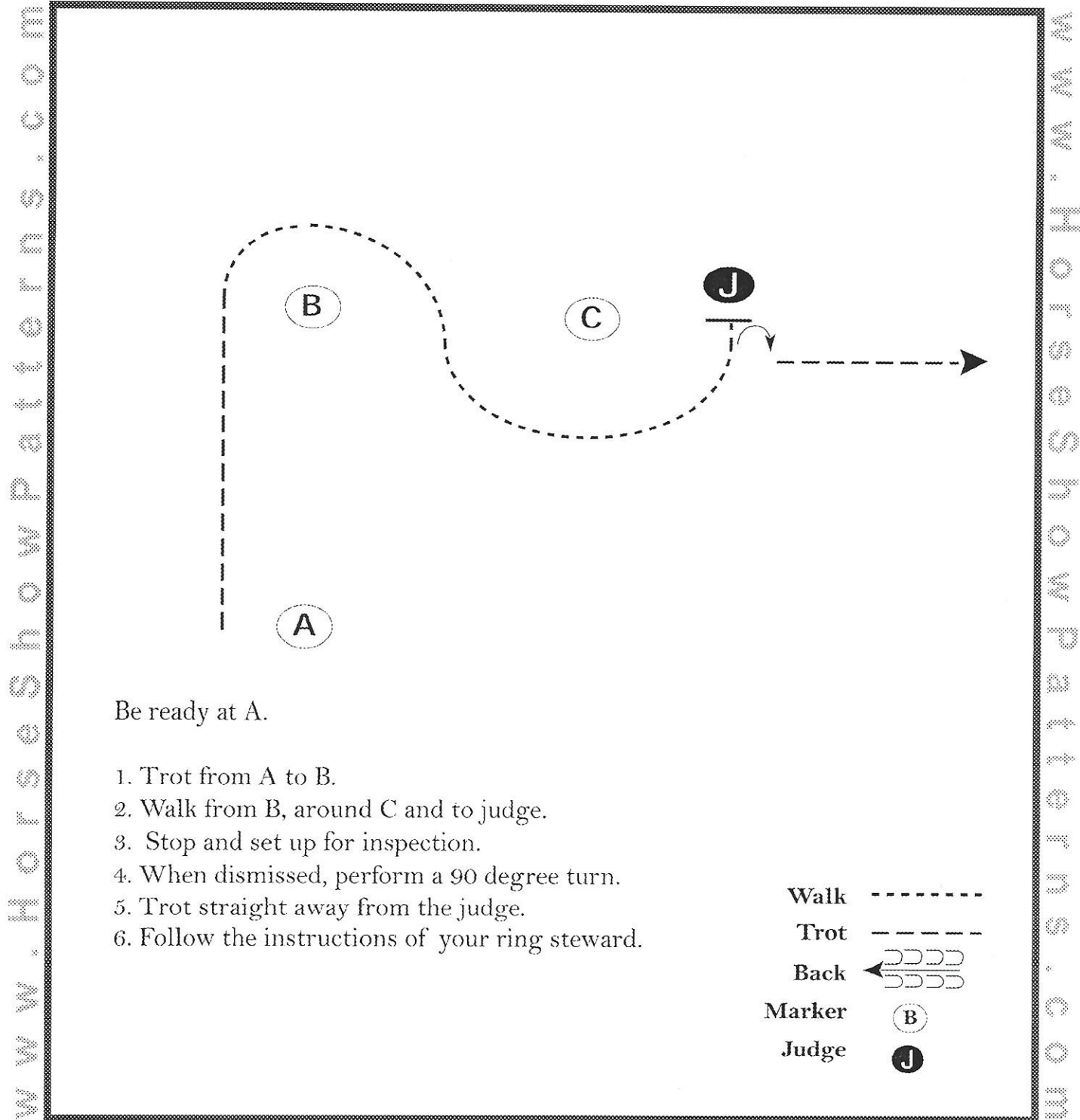


1. Walk
2. Trot serpentine
3. Lope left lead around the end of the arena and then diagonally across the arena
4. Change leads (simple or flying) and
5. Lope on the right lead around end of the arena
6. Extend lope on the straight away and around corner to the center of the arena
7. Extend trot around corner of the arena
8. Collect to a trot
9. Trot over poles
10. Stop, do 360 degree turn each direction (either direction 1st) (L-R or R-L)
11. Walk, stop and back

ALQHA All Novice Show Autaugaville AL

Walk/Trot Showmanship

Show Date: 10-26-2014



[S WT_26]

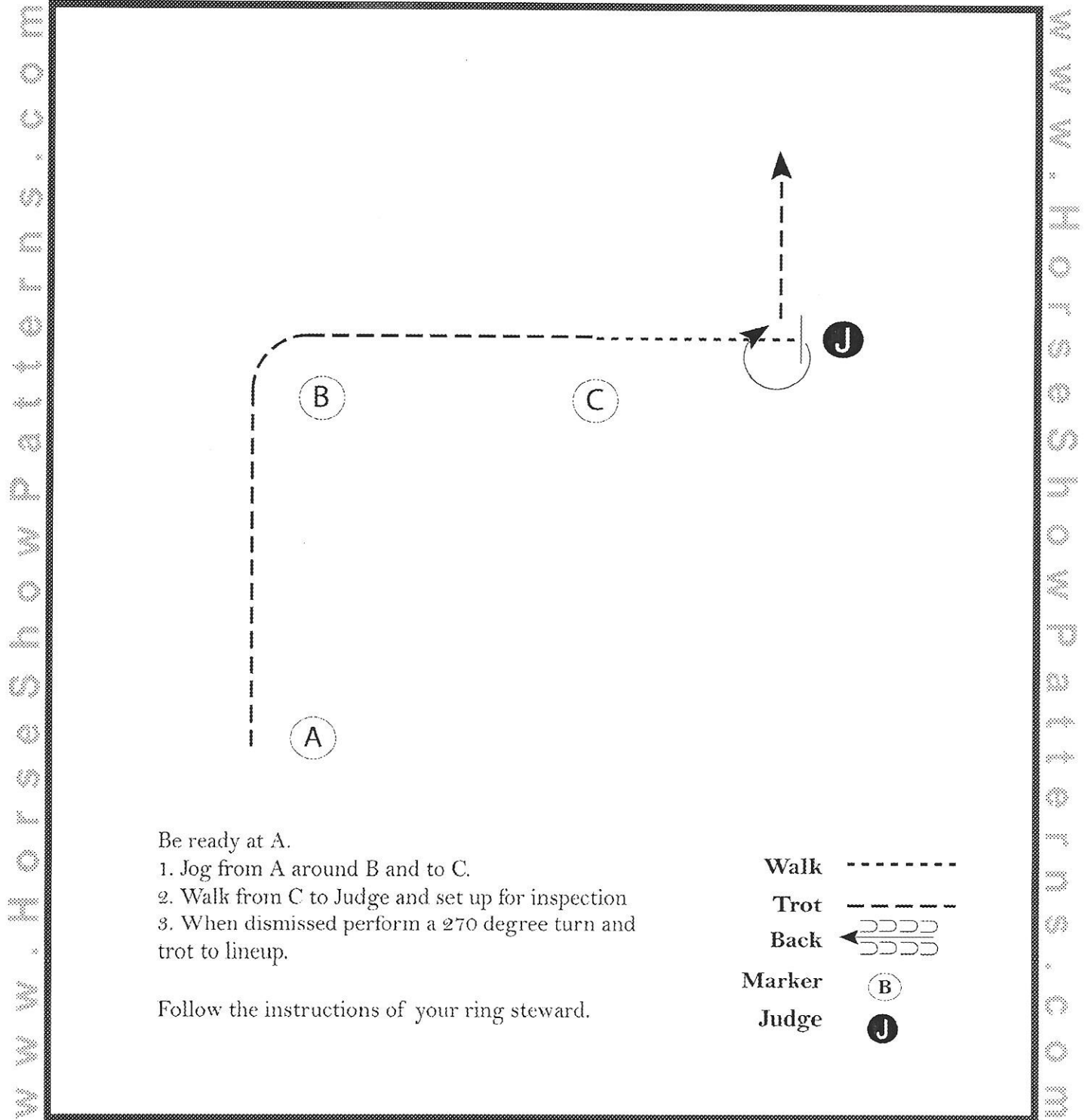
Pattern Provided by:

Pam Wilson

ALQHA All Novice Show Autaugaville AL

Novice Youth/Novice Amateur Showmanship

Show Date: 10-26-2014



[SI_2]

Pattern Provided by:

Pam Wilson

ALQHA All Novice Show Autaugaville AL

All Walk/Trot Equitations

Show Date: 10-26-2014

www.HorseShowPatterns.com

www.HorseShowPatterns.com

1. Walk half way from A to B
2. Sitting trot to B
3. Posting trot at B, around C and D to E, performing proper diagonal changes
4. Stop at E and back 4 steps
5. Perform a 180 degree turn to the right on the hindquarters

Walk
Trot	- - - - -
Extended Trot	- - - - -
Canter	—————
Leg Yield	
Lead Change	↘
Back	←←←←←
Marker	(B)
Sidepass	- - - - ->

[HSE WT_3]

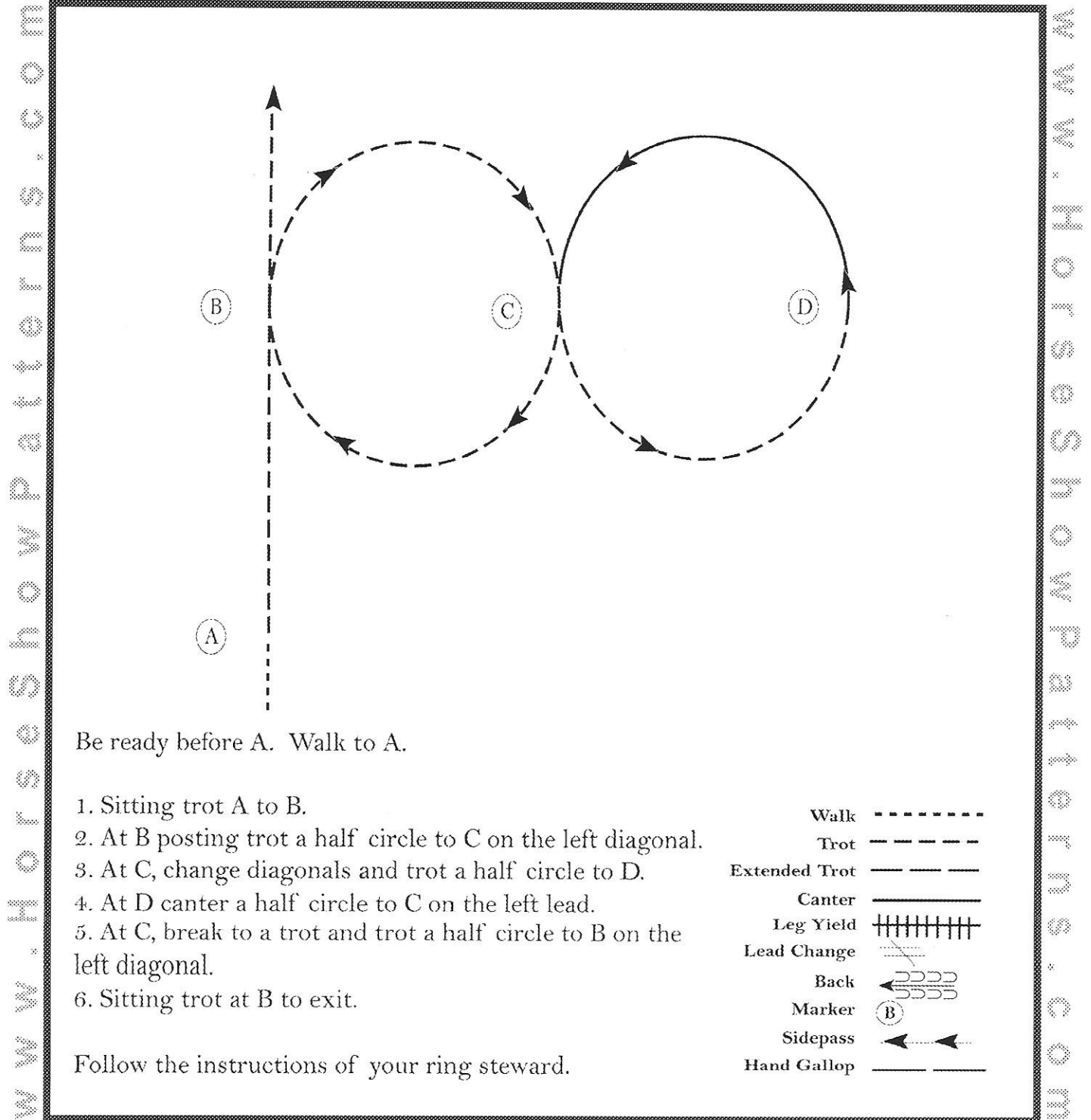
Pattern Provided by:

Pam Wilson

ALQHA All Novice Show Autaugaville AL

Novice Youth/Novice Amateur Equitation

Show Date: 10-26-2014



Be ready before A. Walk to A.

1. Sitting trot A to B.
2. At B posting trot a half circle to C on the left diagonal.
3. At C, change diagonals and trot a half circle to D.
4. At D canter a half circle to C on the left lead.
5. At C, break to a trot and trot a half circle to B on the left diagonal.
6. Sitting trot at B to exit.

Follow the instructions of your ring steward.

Walk	-----
Trot	- - - - -
Extended Trot	— — — — —
Canter	—————
Leg Yield	
Lead Change	↔
Back	←←←←←
Marker	⊙
Sidepass	←←
Hand Gallop	———

[HSEI_3]

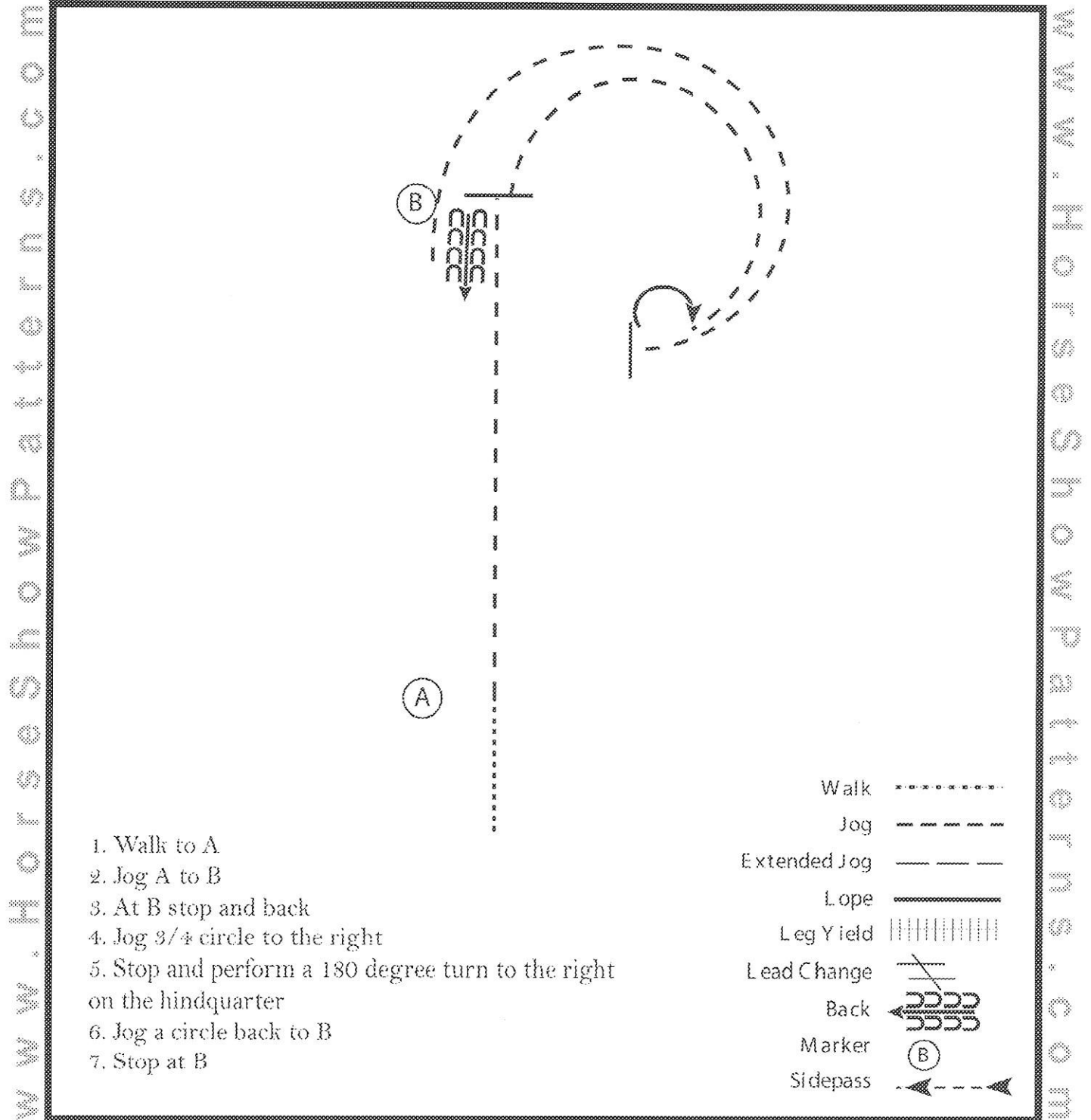
Pattern Provided by:

Pam Wilson

ALQHA All Novice Show Autaugaville AL

ALL Walk/Jog Horsemanship

Show Date: 10-26-2014



[WH WT_12]

Pattern Provided by:

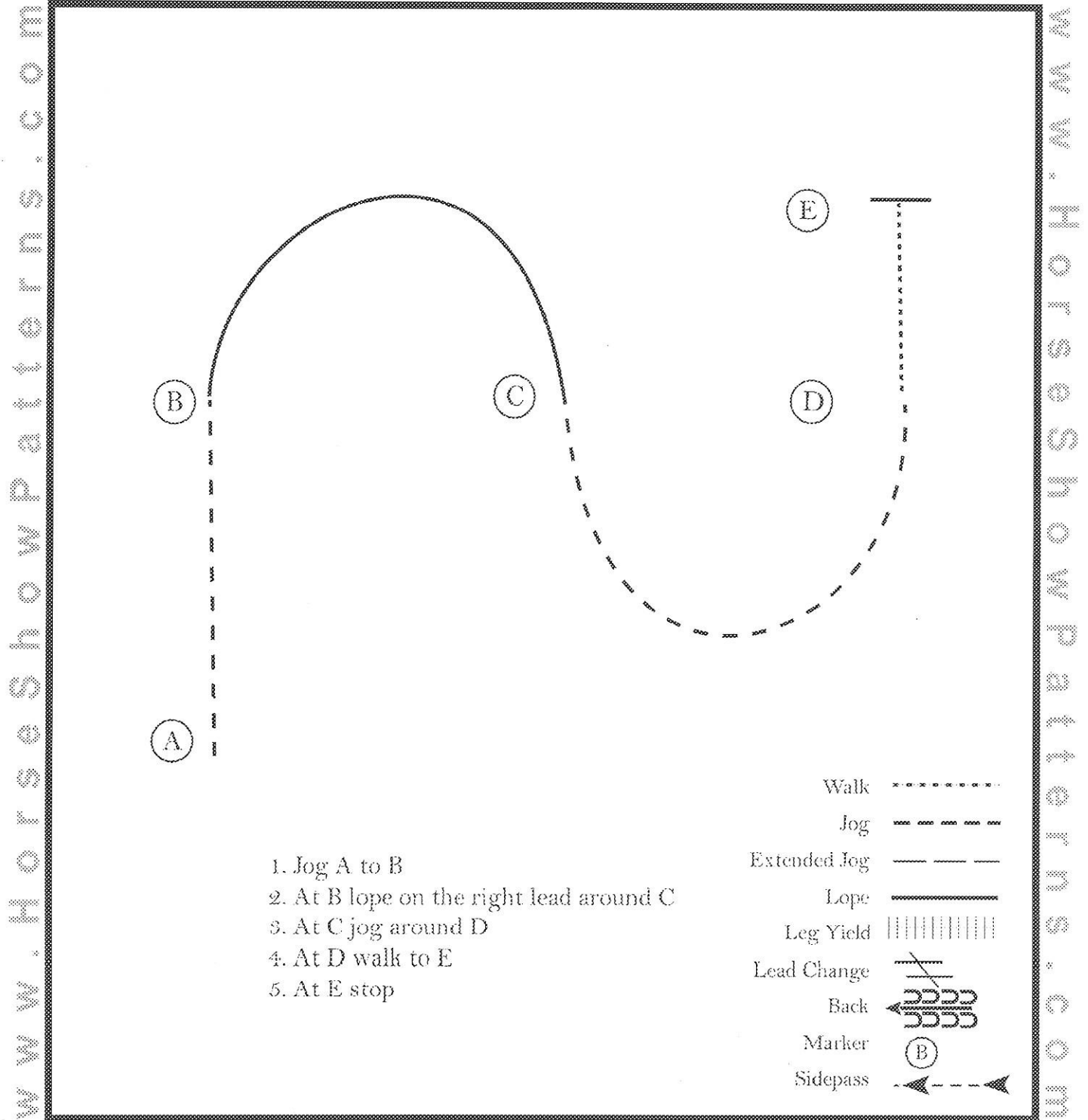
Pam Wilson

ALQHA All Novice Show Autaugaville

AL

Novice Youth/Novice Amateur Horsemanship

Show Date: 10-26-2014



[WHI_1]

Pattern Provided by:

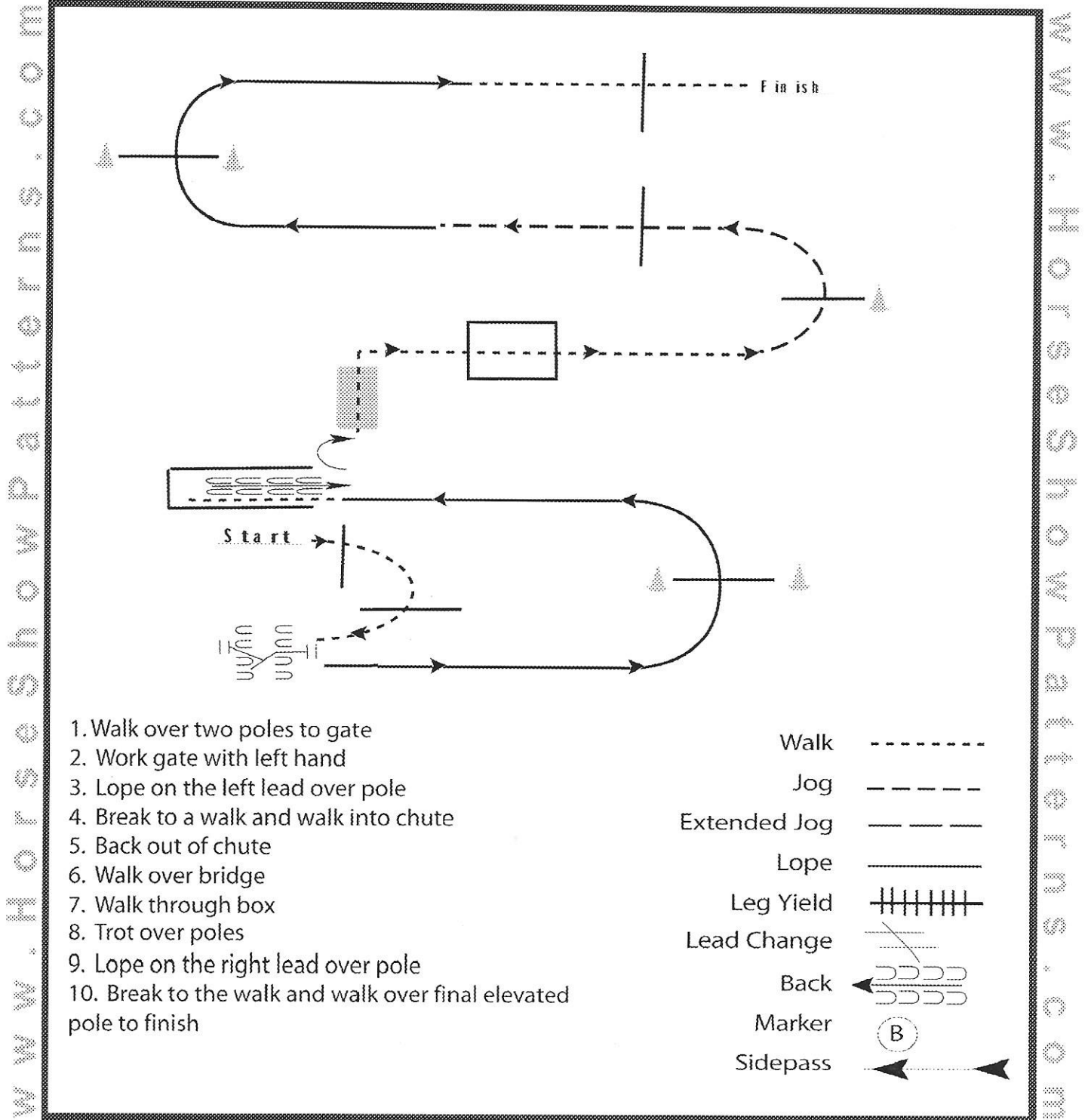
Pam Wilson

ALQHA All Novice Show - Autaugaville

AL

Trail (Walk/Trot - Trot where you
lope)

Show Date: 10-26-2014



1. Walk over two poles to gate
2. Work gate with left hand
3. Lope on the left lead over pole
4. Break to a walk and walk into chute
5. Back out of chute
6. Walk over bridge
7. Walk through box
8. Trot over poles
9. Lope on the right lead over pole
10. Break to the walk and walk over final elevated pole to finish

Walk	-----
Jog	- - - - -
Extended Jog	-----
Lope	=====
Leg Yield	
Lead Change	↔
Back	←←←←←
Marker	(B)
Sidepass	←-----→

[TI_9]

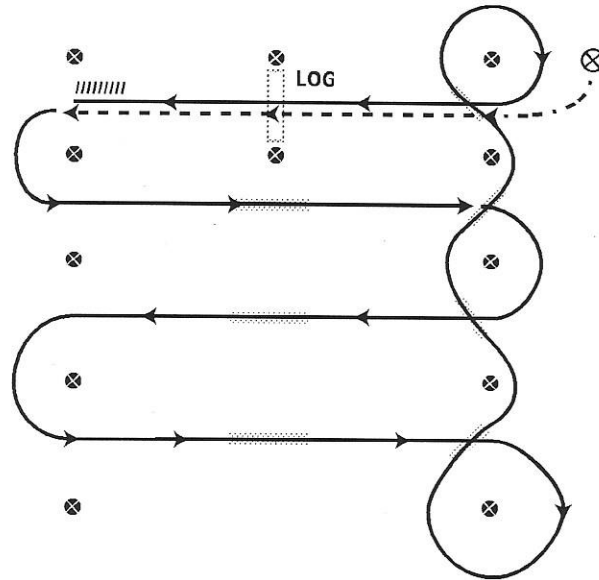
Pattern Provided by:

Pam Wilson

ALQHA All Novice Show – Autaugaville, AL

Show Date: 10/26/2014

WESTERN RIDING PATTERN 2



⊗ START CONE WALK - - - - - JOG - · - · - ·
LEAD CHANGING AREA [hatched] LOPE —————

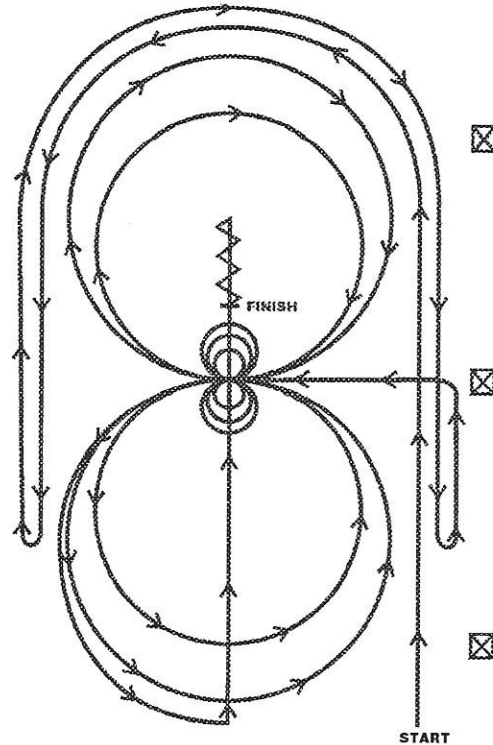
1. Walk, transition to jog, jog over log
2. Transition to the lope, on the left lead
3. First crossing change
4. Second crossing change
5. Third crossing change
6. Circle & first line change
7. Second line change
8. Third line change
9. Fourth line change & circle
10. Lope over log
11. Lope, stop & back

ALQHA All Novice Show – Autaugaville, AL

26
Show Date: 10/24/2014

REINING PATTERN 13

Approved only for Level I (Novice) Youth and Amateur, Youth 13 & Under and EWD Independent Walk, Trot, Lope



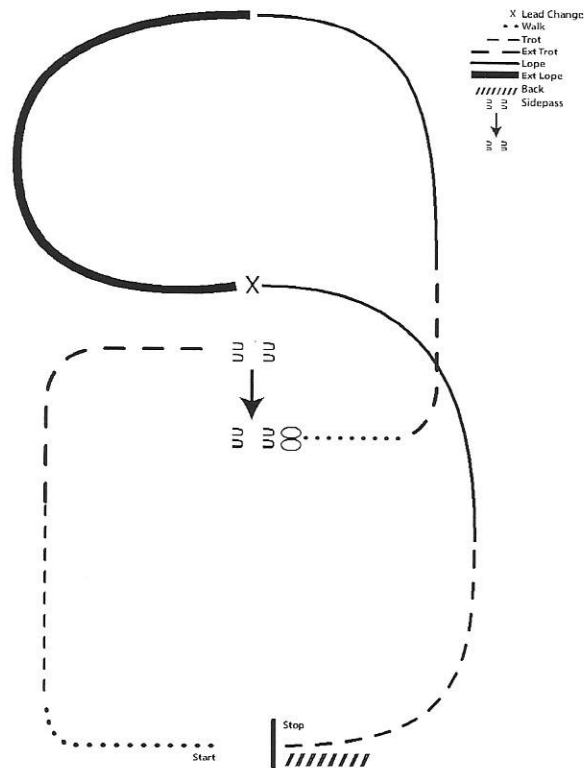
1. Run around the end of the arena, run down the left side past center marker, right rollback
2. Run around end of arena, run down right side past center marker, left rollback
3. Left circles, one large fast and one small slow, stop at center
4. 3 spins left, hesitate
5. Right circles, one large fast and one small slow, stop at center
6. 3 spins right, hesitate
7. Begin large fast circle to left at the top of the circle, run down the center of arena past center marker, stop.
8. Back up at least 10 feet, hesitate.

Hesitate to show completion of pattern.

ALQHA All Novice Show – Autaugaville, AL

26
Show Date: 10/24/2014

RANCH HORSE PLEASURE - PATTERN 3



1. Walk to the left around corner of the arena
2. Trot
3. Extend alongside of the arena and around the corner to center
4. Stop, side pass right
5. 360 degree turn each direction (either way 1st)
6. Walk
7. Trot
8. Lope left lead
9. Extend the lope
10. Change leads (simple or flying)
11. Collect to the lope
12. Extend Trot
13. Stop and back