

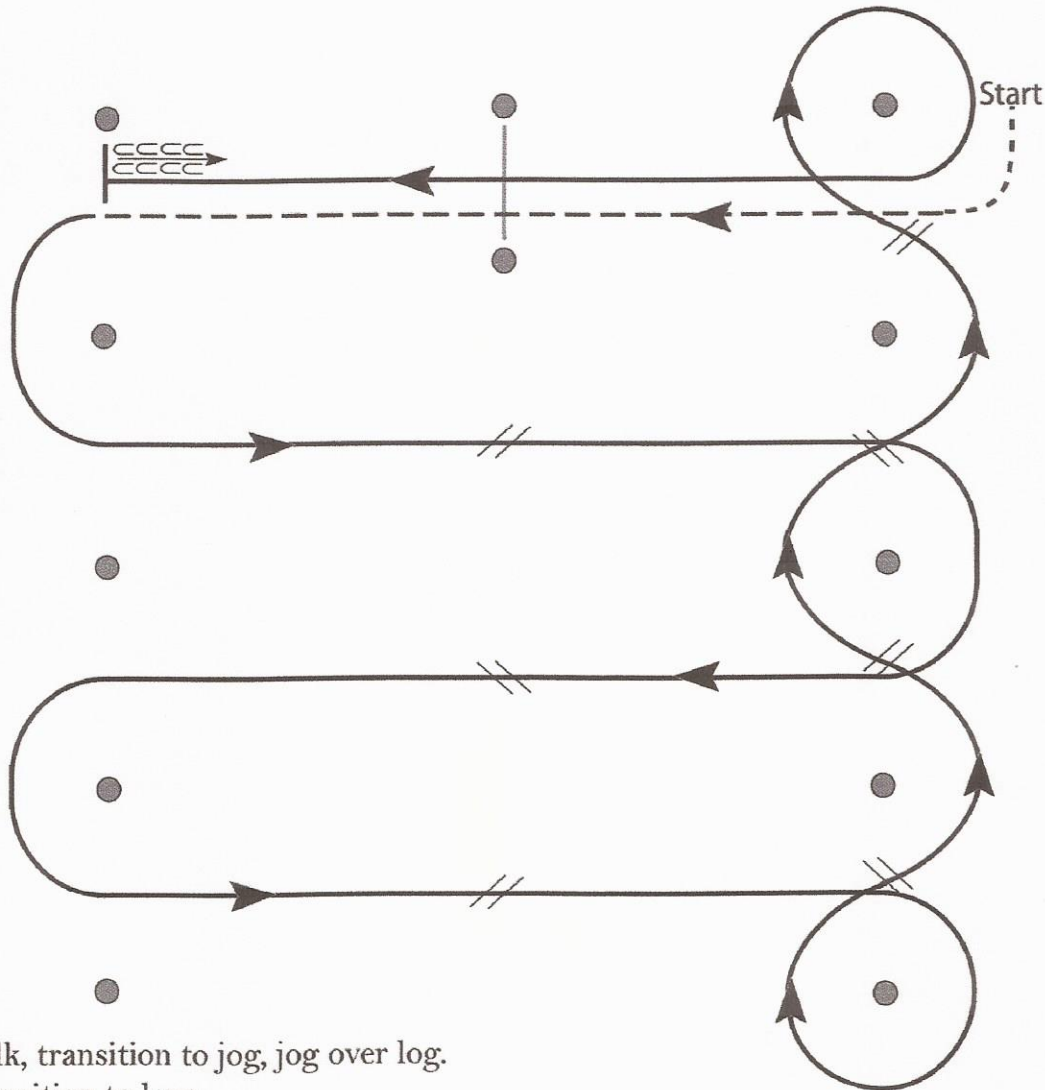






**Summer Sizzler - Montgomery,  
AL  
Western Riding (Open, Youth & Amateur)**

Show Date: 05/24/2014



1. Walk, transition to jog, jog over log.
2. Transition to lope.
3. First crossing change.
4. Second crossing change.
5. Third crossing change.
6. Circle and first line change.
7. Second line change.
8. Third line change.
9. Fourth line change and circle.
10. Lope log.
11. Lope, stop and back.

www.HorseShowPatterns.com

www.HorseShowPatterns.com

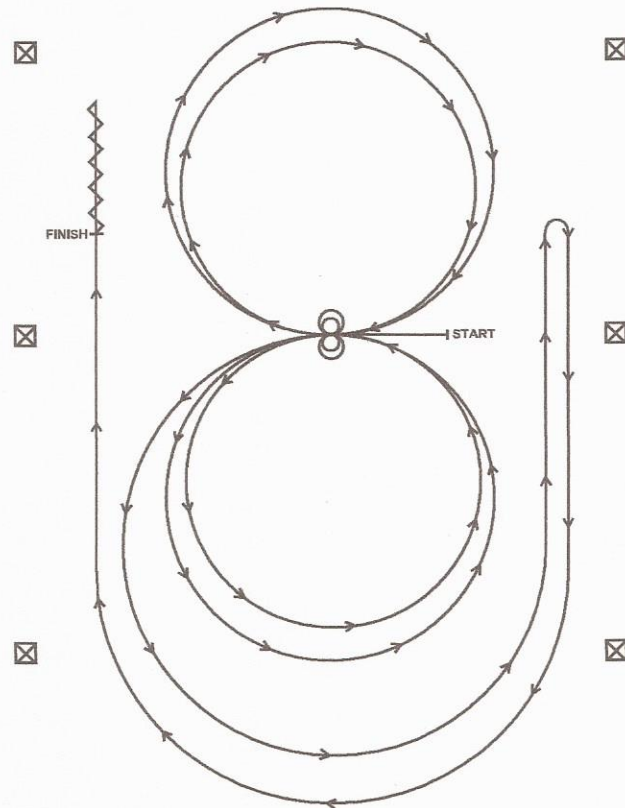
Pattern Provided by:

[WR/OP-2]

# Novice Youth & Amateur

## REINING PATTERN 12

Approved only for Level I (Novice) Youth and Amateur, Youth 13 & Under and EWD Independent Walk, Trot, Lope



Horses may walk or trot to the center of the arena. Horses must walk or stop prior to starting the pattern. Beginning at the center of the arena facing the left wall or fence.

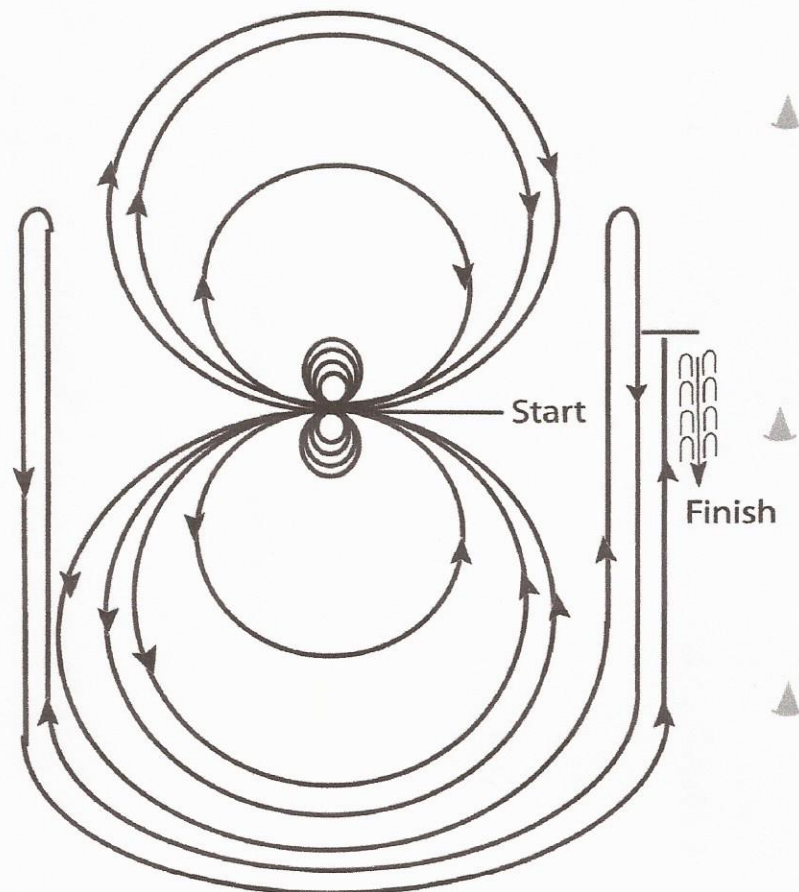
1. Beginning on the left lead, complete two circles to the left. Stop at the center of the arena. Hesitate.
2. Complete two spins to the left. Hesitate.
3. Beginning on the right lead complete two circles to the right. Stop at the center of the arena. Hesitate.
4. Complete two spins to the right. Hesitate.
5. Beginning on the left lead, go around the end of the arena, run down the right side of the arena past center marker, stop and roll back right.
6. Continue around the end of the arena to run down the left side of the arena past the center marker. Stop. Back up.

Hesitate to show completion of pattern.



**Summer Sizzler - Montgomery,  
AL  
Reining (All Age, Youth, Amateur & Select)**

Show Date: 05/24/2014



Horse must walk or stop prior to starting pattern. Beginning at the center of the arena facing the left wall or fence.

1. Complete four spins to the right.
  2. Complete four spins to the left. Hesitate.
  3. Beginning on the left lead, complete three circles to the left: the first two circles large and fast; the third circle small and slow. Change leads at the center of the arena.
  4. Complete three circles to the right: the first two circles large and fast; the third circle small and slow. Change leads at the center of the arena.
  5. Begin a large, fast circle to the left but do not close this circle. Run up the right side of the arena past the center marker and do a right rollback at least twenty feet (6.09m) from the wall or fence – no hesitation.
  6. Continue back around previous circle but do not close this circle. Run up the left side of the arena past the center marker and do a left rollback at least twenty feet (6.09m) from the wall or fence – no hesitation.
  7. Continue back around previous circle but do not close this circle. Run up the right side of the arena past the center marker and do a sliding stop at least twenty feet (6.09m) from the wall or fence. Back up at least ten feet (3m). Hesitate to demonstrate the completion of the pattern.
- Rider may drop bridle to the designated judge.

[R/AQHAP-6]

Pattern Provided by:

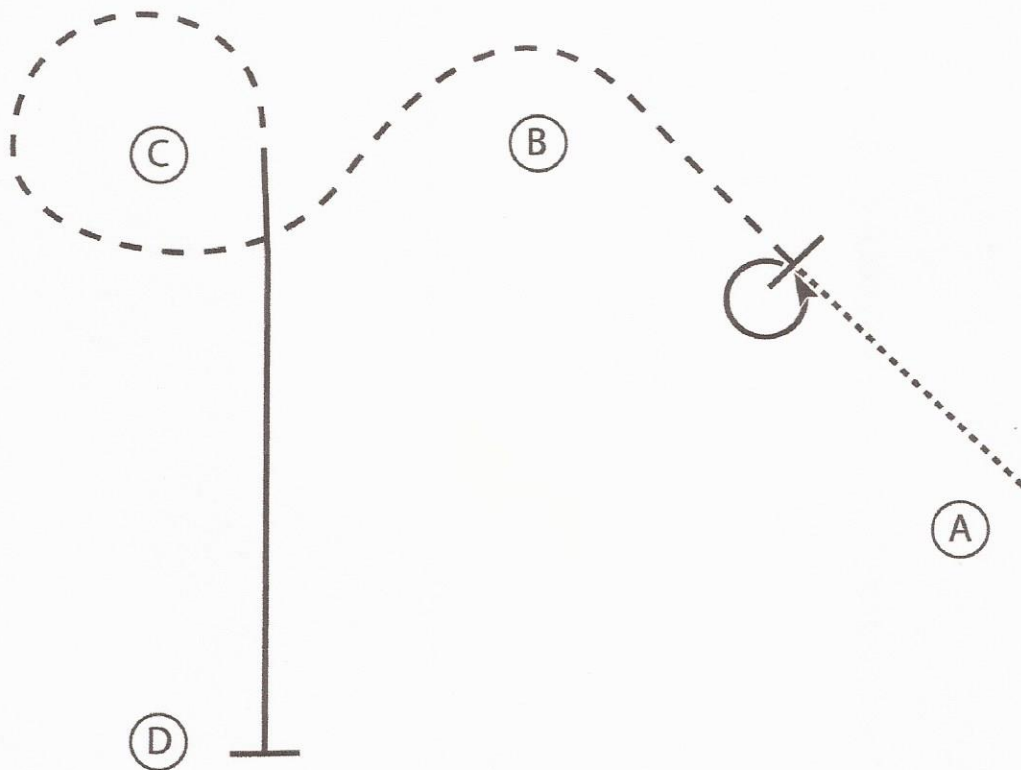
# Summer Sizzler - Montgomery, AL

## Hunt Seat Equitation (Amateur & Select)

Show Date: 05/24/2014

www.HorseShowPatterns.com

www.HorseShowPatterns.com



1. At A walk halfway to B
2. Stop and perform a 360 degree turn to the left on the hindquarters
3. Posting trot to and around B and in a circle around C, performing proper change of diagonal
4. At C canter to D on the right lead
5. Stop at D

Walk	.....
Trot	-----
Extended T rot	-----
Canter	—————
Leg Yield	
Lead Change	↘
Back	←←←←
Marker	(B)
Sidepass	←-----←

[HSE/2-1]

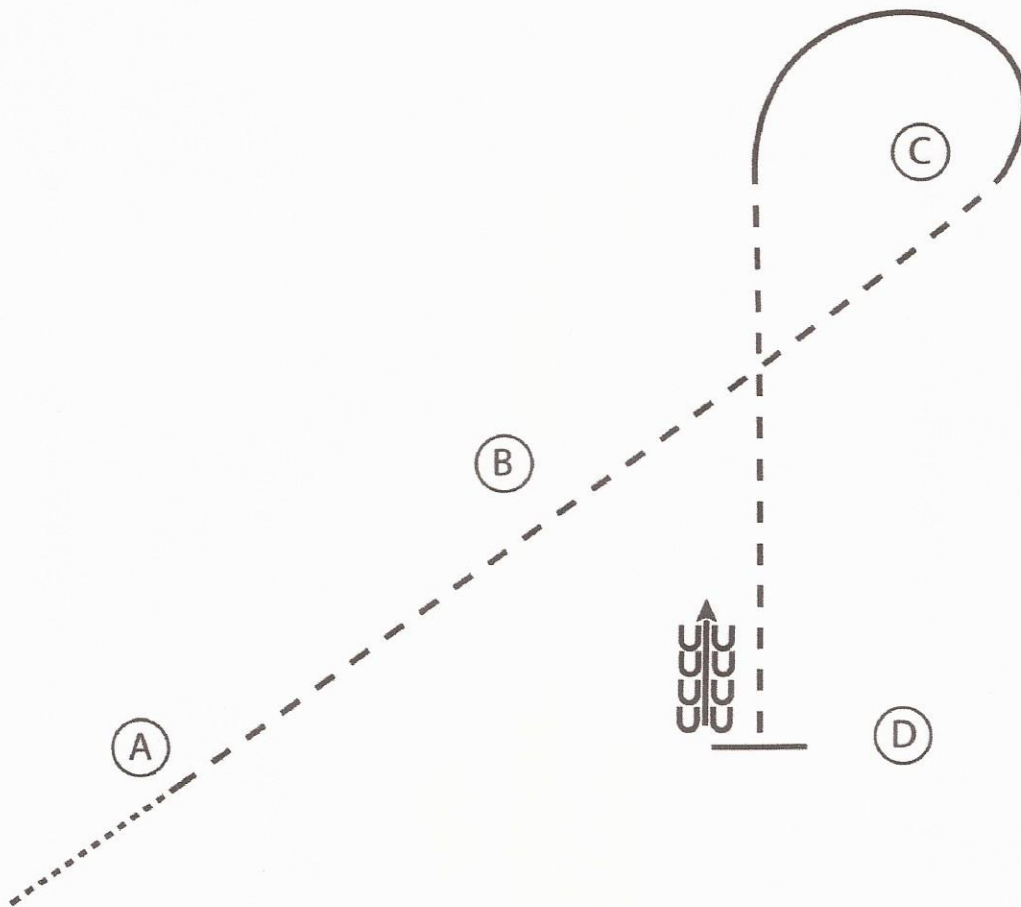
Pattern Provided by:



# Summer Sizzler - Montgomery, AL

## Hunt Seat Equitation (Youth 13&U and 14-18)

Show Date: 05/24/2014



1. Walk to A
2. Sitting trot to B
3. Posting trot to C on the right diagonal
4. At C canter a half circle on the left lead
5. At C posting trot to D on the left diagonal
6. Stop at D and back 4 steps

Walk	.....
Trot	-----
Extended Trot	-----
Canter	—————
Leg Yield	
Lead Change	↙
Back	←←←←
Marker	(B)
Sidepass	←-----←

[HSE/2-2]

Pattern Provided by:

www.HorseShowPatterns.com

www.HorseShowPatterns.com

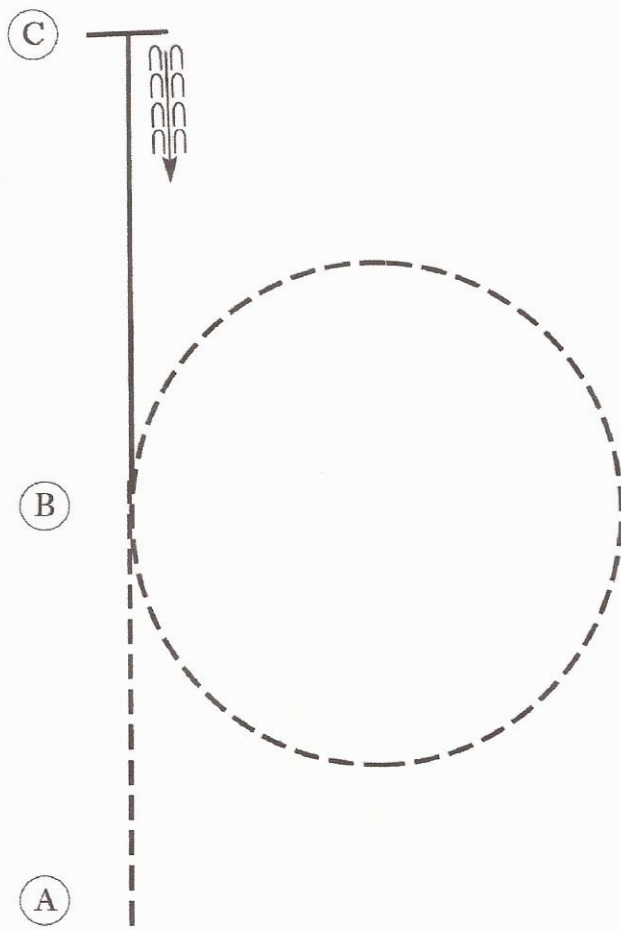
# Summer Sizzler - Montgomery, AL

## Hunt Seat Equitation (Novice Youth & Novice Amateur)

Show Date: 05/24/2014

www.HorseShowPatterns.com

www.HorseShowPatterns.com



Be ready before A.

1. Sitting trot A to B.
2. At B, posting trot circle to the right on proper diagonal.
3. At B, canter on the left lead to C.
4. Stop at C and back approximately one horse length.

Walk	-----
Trot	- - - - -
Extended Trot	— — — —
Canter	—————
Leg Yield	
Lead Change	↙ ↘
Back	←←←←
Marker	⊙ B
Sidepass	← — — — →
Hand Gallop	———

[HSE/1-2]

Pattern Provided by:

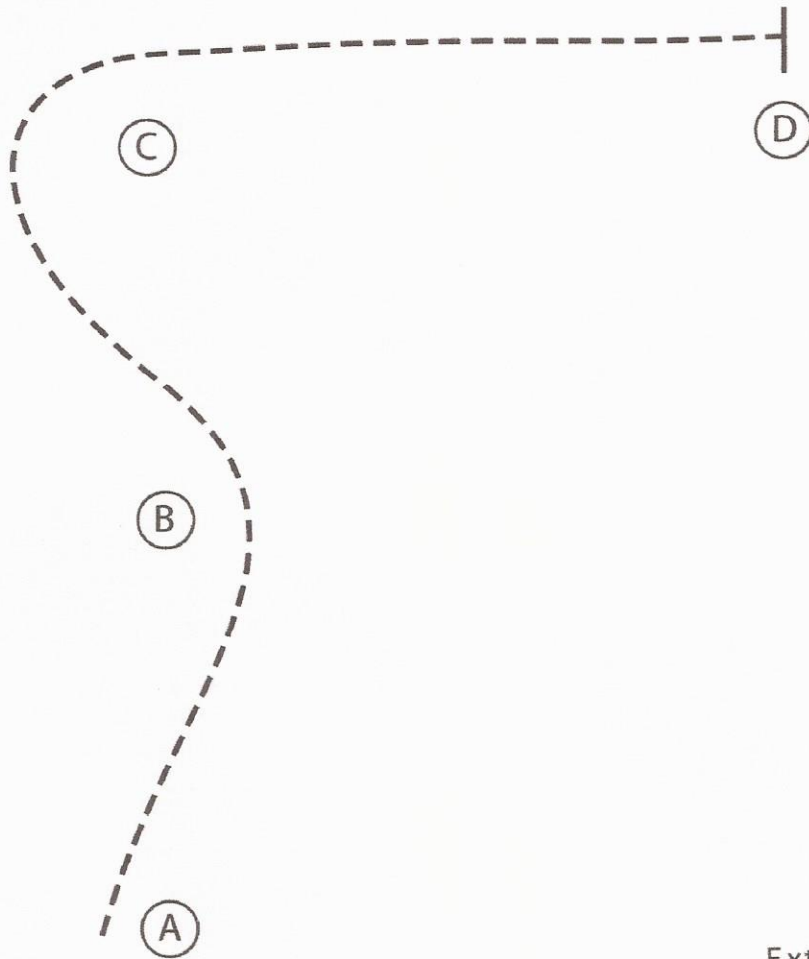


# Summer Sizzler - Montgomery, AL Hunt Seat Equitation (Small Fry 10&U)

Show Date: 05/24/2014

www.HorseShowPatterns.com

www.HorseShowPatterns.com



1. Posting trot A to B and B to and around C showing proper changes of diagonal
2. At C sitting trot to D
3. Stop at D

Walk	.....
Trot	-----
Extended Trot	-----
Canter	—————
Leg Yield	
Lead Change	↘
Back	←←←←←
Marker	⊙ (B)
Sidepass	←-----←

[HSE/WT-6]

Pattern Provided by: