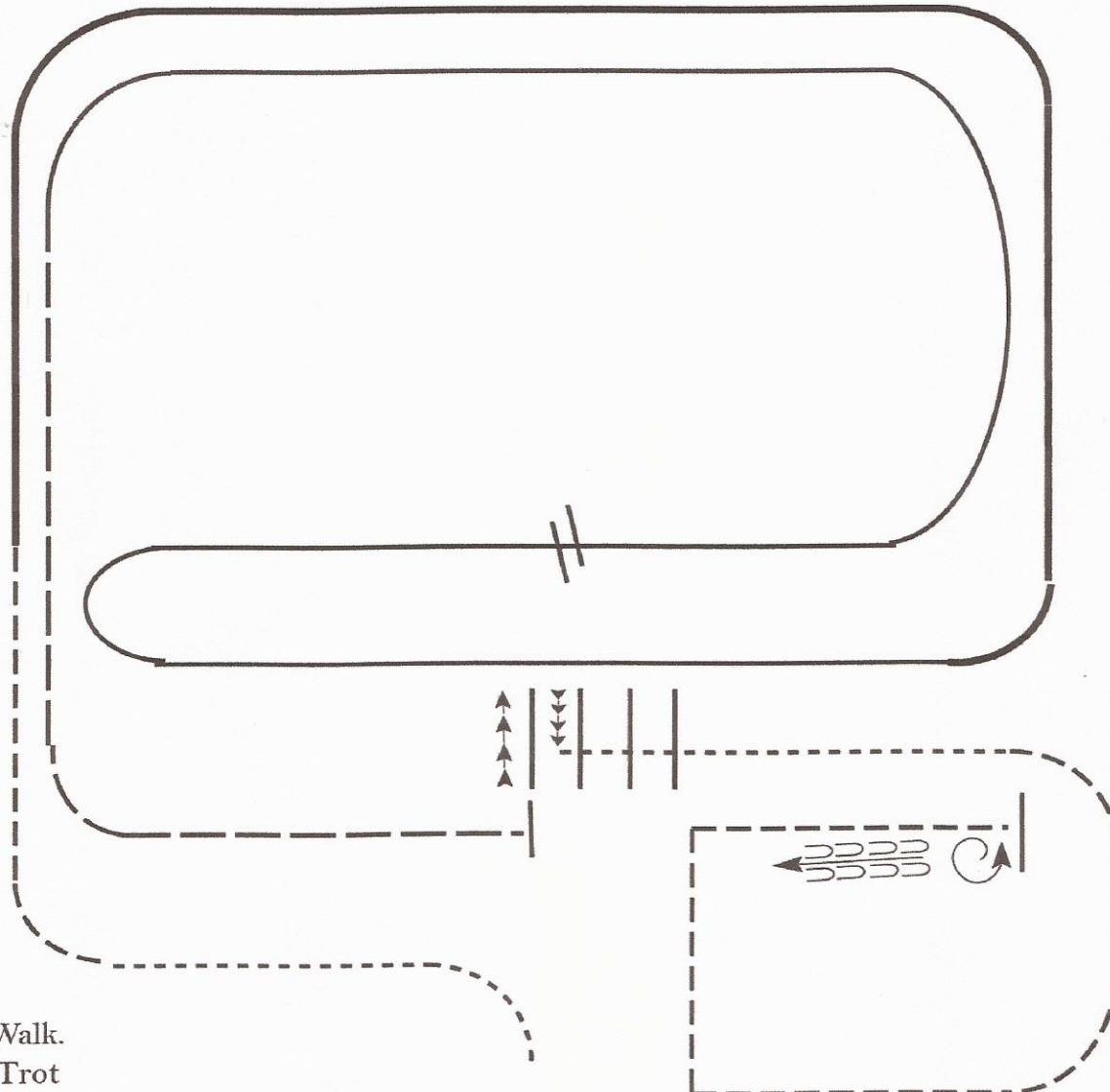


# Summer Sizzler - Montgomery, AL

## Ranch Horse Pleasure (All Divisions)

Show Date: 05/26/2014



1. Walk.
2. Trot
3. Extended lope-right lead
4. Lope right lead
5. Change leads (simple or flying)
6. Lope left lead
7. Extended trot
8. Stop, side pass left, side pass right, 1/2 way
9. Walk over logs
10. Walk
11. Trot square
12. Stop, 360 degree turn left, back

Walk	-----
Jog	- - - - -
Extended Jog	-----
Lope	
Lead Change	
Back	←←←←←
Marker	Ⓚ

[RP/5]

Pattern Provided by:

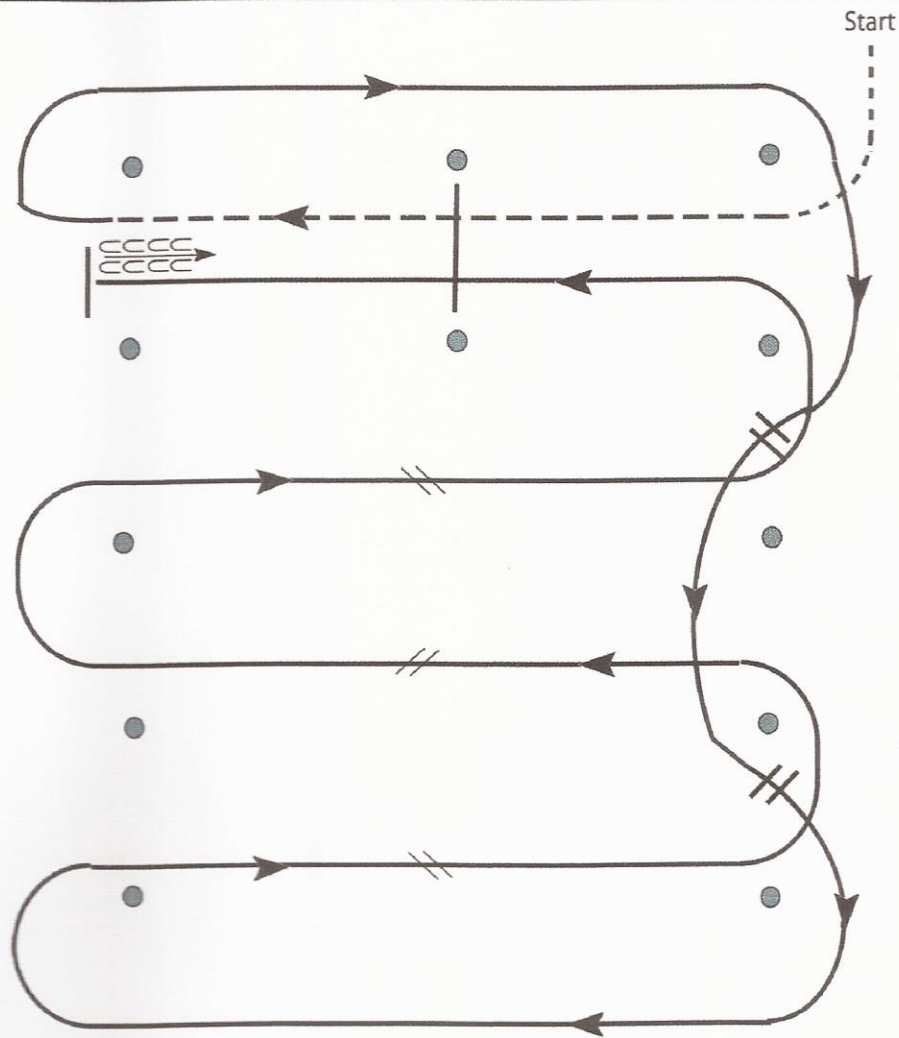
www.HorseShowPatterns.com

www.HorseShowPatterns.com

# Summer Sizzler - Montgomery, AL

Western Riding (Green, Novice Amateur & Novice Youth)

Show Date: 05/26/2014



1. Walk, transition to jog, jog over log.
2. Transition to right lead and lope around end.
3. First line change.
4. Second line change. Lope around end of arena.
5. First crossing change.
6. Second crossing change.
7. Third crossing change.
8. Lope over log.
9. Lope, stop and back.

[WR/GP-4]

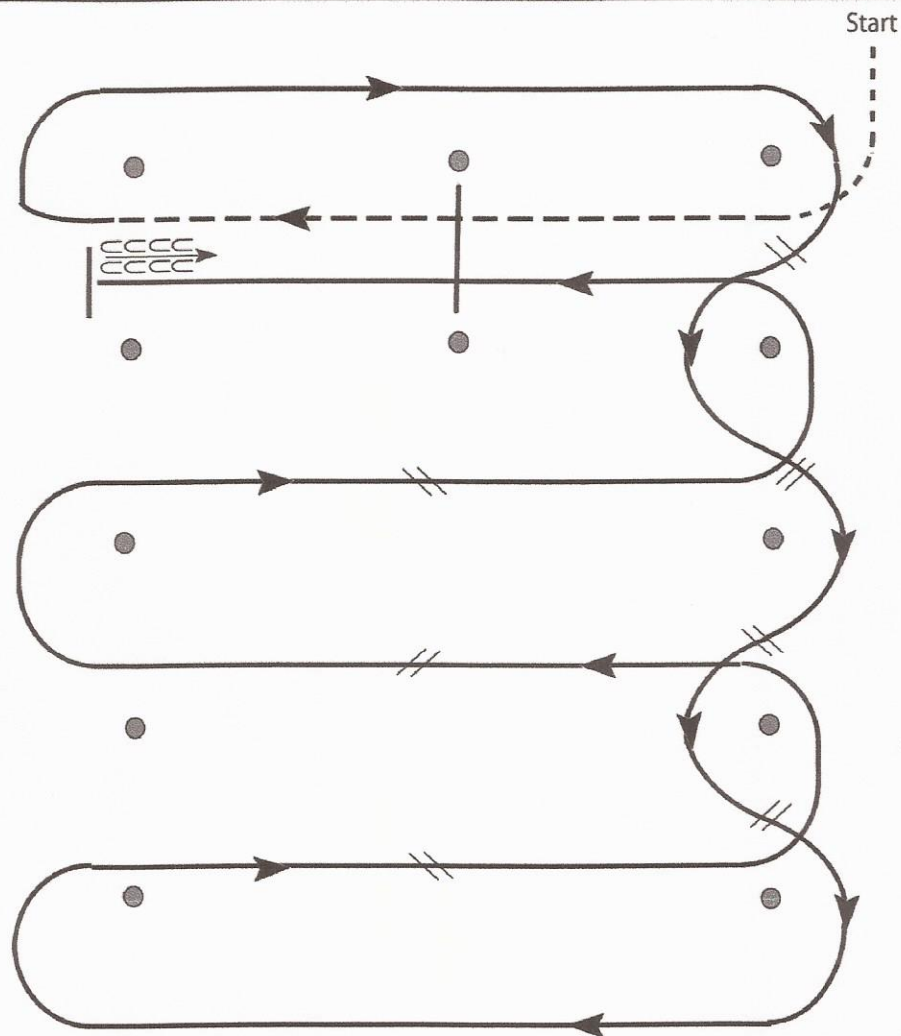
Pattern Provided by:

www.HorseShowPatterns.com

www.HorseShowPatterns.com

**Summer Sizzler - Montgomery,  
AL  
Western Riding (All Age, Youth & Amateur)**

Show Date: 05/26/2014



1. Walk, transition to jog, jog over log.
2. Transition to right.
3. First line change.
4. Second line change.
5. Third line change.
6. Fourth line change.
7. First crossing change.
8. Second crossing change.
9. Third crossing change.
10. Lope over log.
11. Lope, stop and back.

www.HorseShowPatterns.com

www.HorseShowPatterns.com

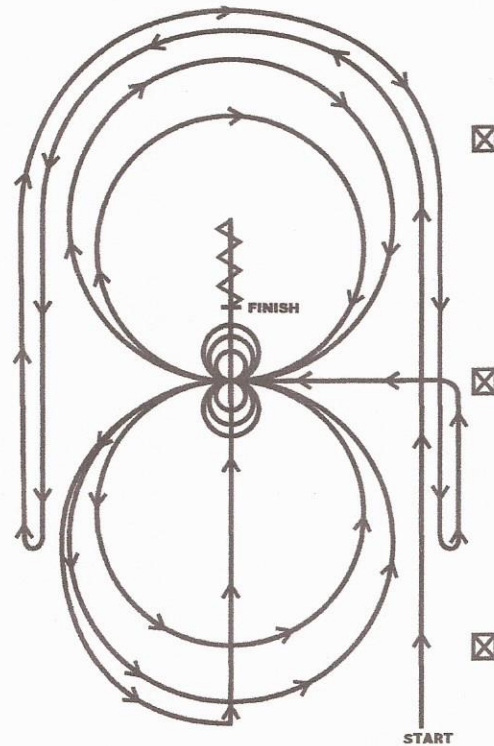
[WR/OP-4]

Pattern Provided by:

# Novice Youth & Amateur

## REINING PATTERN 13

Approved only for Level I (Novice) Youth and Amateur, Youth 13 & Under and EWD Independent Walk, Trot, Lope

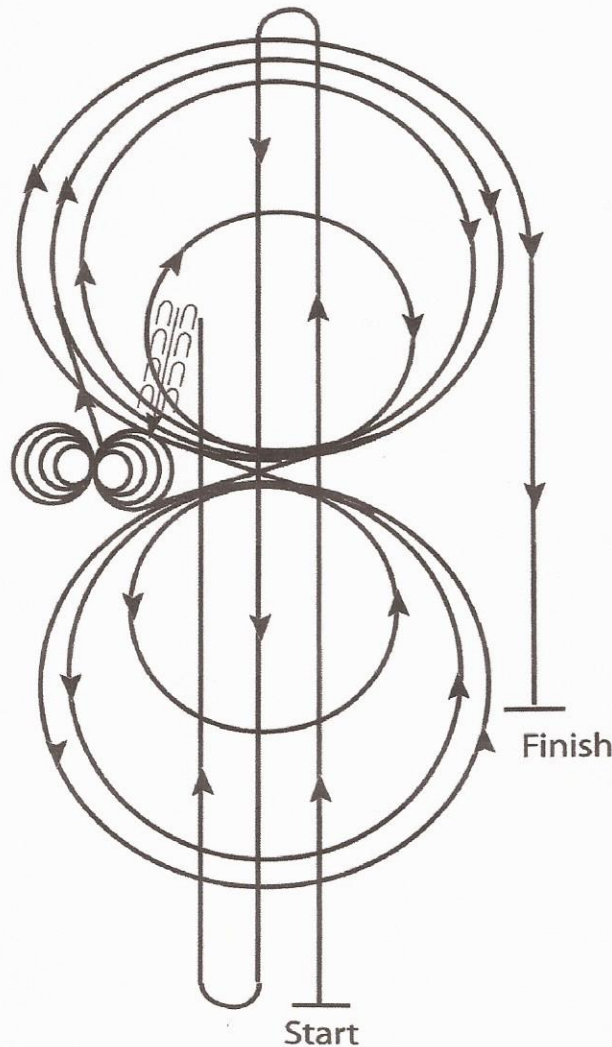


1. Run around the end of the arena, run down the left side past center marker, right rollback
2. Run around end of arena, run down right side past center marker, left rollback
3. Left circles, one large fast and one small slow, stop at center
4. 3 spins left, hesitate
5. Right circles, one large fast and one small slow, stop at center
6. 3 spins right, hesitate
7. Begin large fast circle to left at the top of the circle, run down the center of arena past center marker, stop.
8. Back up at least 10 feet, hesitate.

Hesitate to show completion of pattern.

**Summer Sizzler - Montgomery,  
AL  
Reining (All Age, Youth, Amateur & Select)**

*Show Date: 05/26/2014*



1. Run at speed to the far end of the arena past the end marker and do a left rollback – no hesitation.
2. Run to the opposite end of the arena past the end marker and do a right rollback – no hesitation.
3. Run past the center marker and do a sliding stop. Back up to the center of the arena at least ten feet (3m). Hesitate.
4. Complete four spins to the right.
5. Complete four and one-quarter spins to the left so that horse is facing left wall or fence. Hesitate.
6. Beginning on the right lead, complete three circles to the right: the first two circles large and fast; the third circle small and slow. Change leads at the center of the arena.
7. Complete three circles to the left: the first two circles large and fast; the third circle small and slow. Change leads at the center of the arena.
8. Begin a large fast circle to the right but do not close this circle. Run straight down the right side of the arena past the center marker and do a sliding stop at least twenty feet (6.09m) from the wall or fence. Hesitate to demonstrate completion of the pattern.  
Rider may drop bridle to the designated judge.

[R/AQHAP-7]

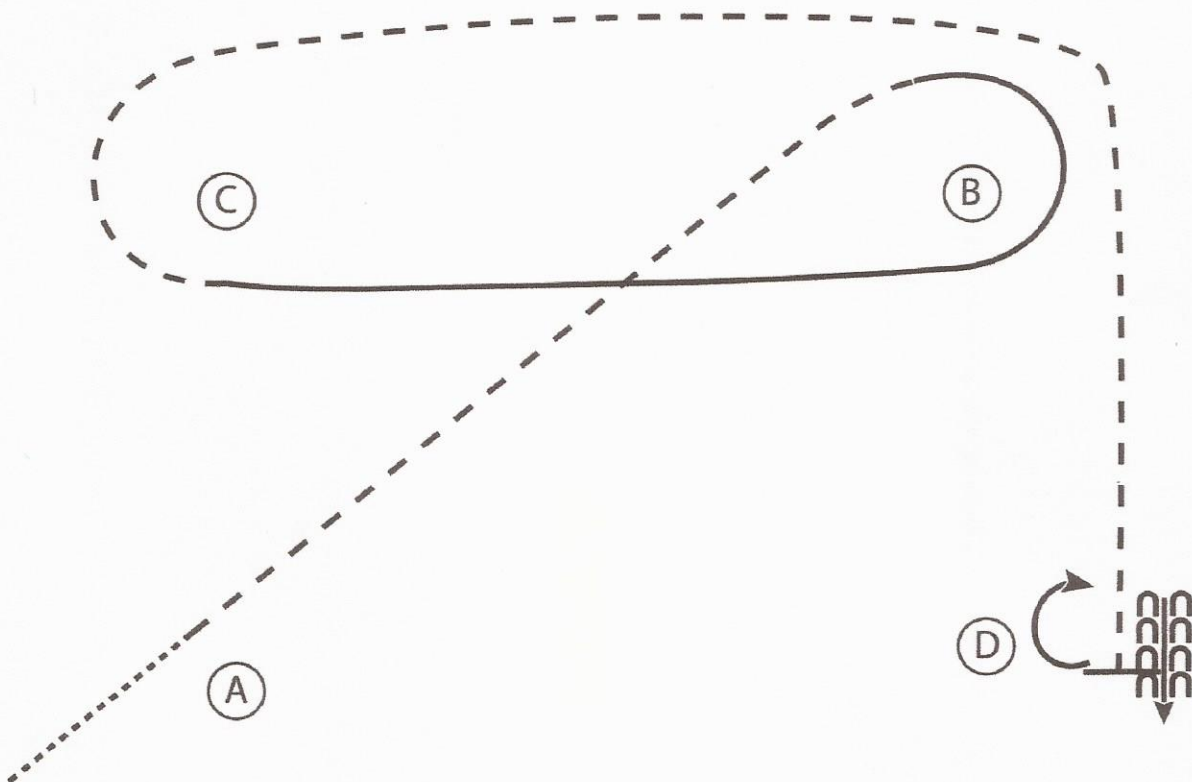
**Pattern Provided by:**

# Summer Sizzler - Montgomery, AL Hunt Seat Equitation (Amateur & Select)

Show Date: 05/26/2014

www.HorseShowPatterns.com

www.HorseShowPatterns.com



1. Walk to A
2. Sitting trot to B
3. At B canter on the right lead around B to C
4. At C posting trot around C and B to D
5. At D stop and perform a 180 degree turn to the right on the hindquarters
6. Back 4 steps

Walk	.....
Trot	- - - - -
Extended Trot	— — — — —
Canter	—————
Leg Yield	
Lead Change	↘
Back	←←←←
Marker	(B)
Sidepass	←←←←

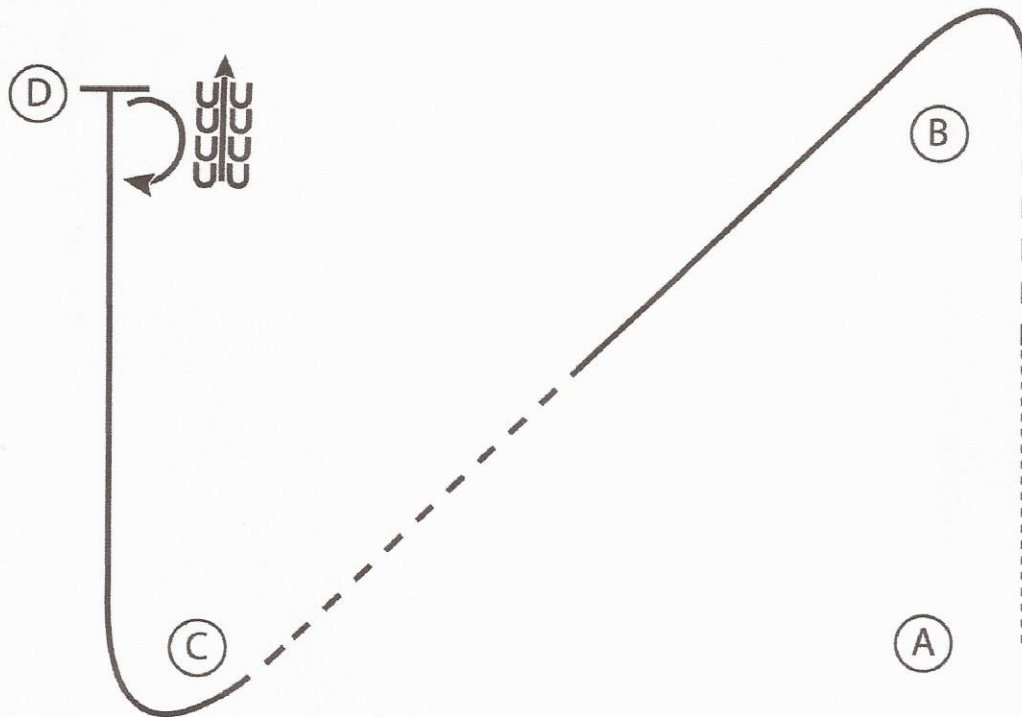
[HSE/2-10]

Pattern Provided by:

# Summer Sizzler - Montgomery, AL

## Hunt Seat Equitation (Youth 13&U and 14-18)

Show Date: 05/26/2014



1. Walk halfway from A to B
2. Sitting trot to B
3. At B canter on the left lead halfway to C
4. Posting trot to C
5. At C canter on the right lead to D
6. Stop at D and perform a 180 degree turn to the right on the forehand
7. Back 4 steps

Walk	.....
Trot	-----
Extended Trot	-----
Canter	—————
Leg Yield	
Lead Change	↙↘
Back	←←←←
Marker	(B)
Sidepass	←-----→

www.horsethows.com

www.horsethows.com

[HSE/2-11]

Pattern Provided by:

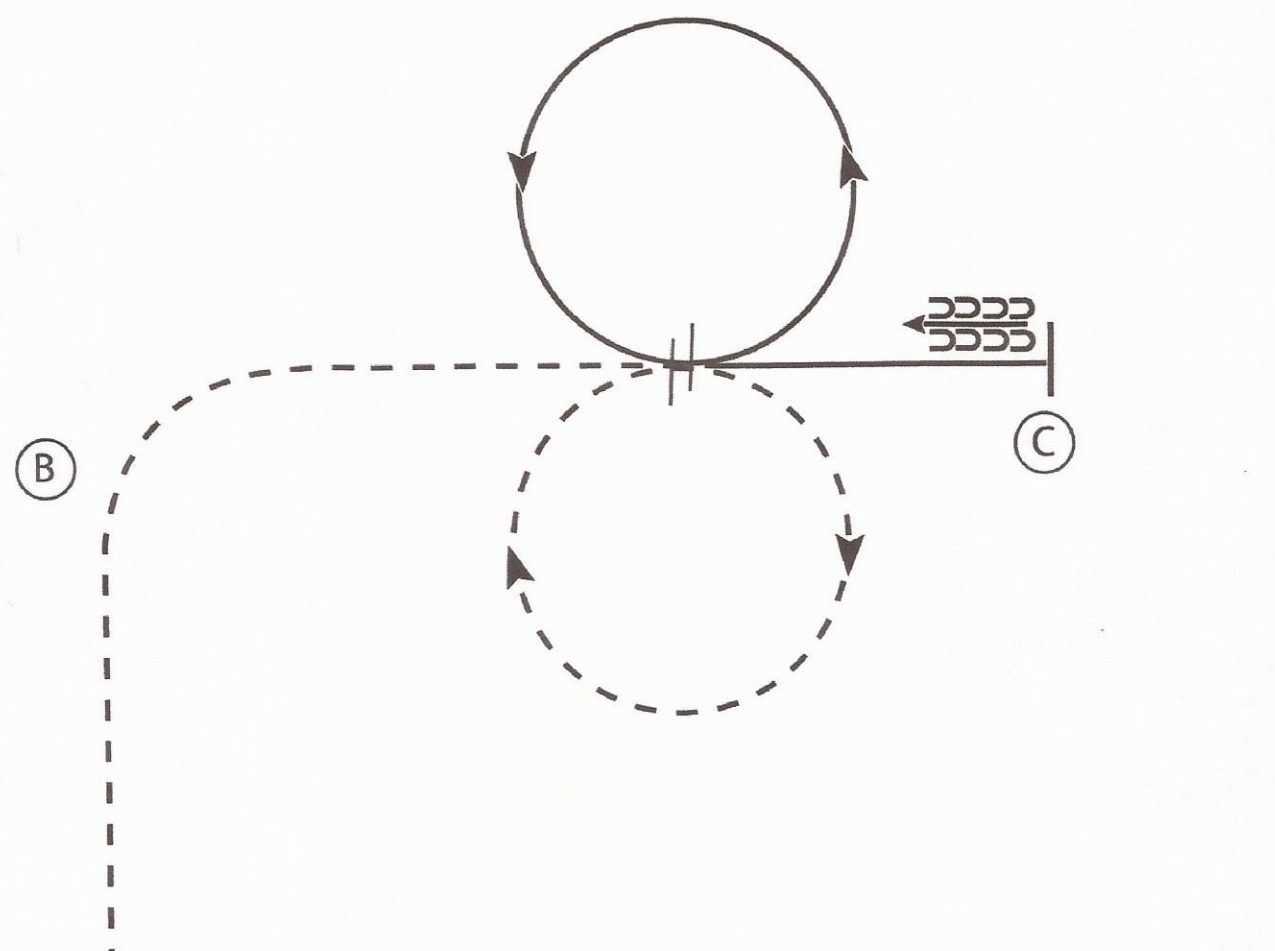
# Summer Sizzler - Montgomery, AL

## Hunt Seat Equitation (Novice Youth & Novice Amateur)

Show Date: 05/26/2014

www.HorseShowPatterns.com

www.HorseShowPatterns.com



	Walk	.....
	Trot	- - - - -
	Extended Trot	— — — — —
	Canter	—————
	Leg Yield	
	Lead Change	
	Back	
	Marker	(B)
	Sidepass	- - - - ->

1. Sitting trot A to B
2. At B posting trot towards C on the left diagonal
3. Before C posting trot a circle to the right followed by a canter circle to the left on the left lead, continue to C
4. At C stop and back four steps

[HSE/1-10]

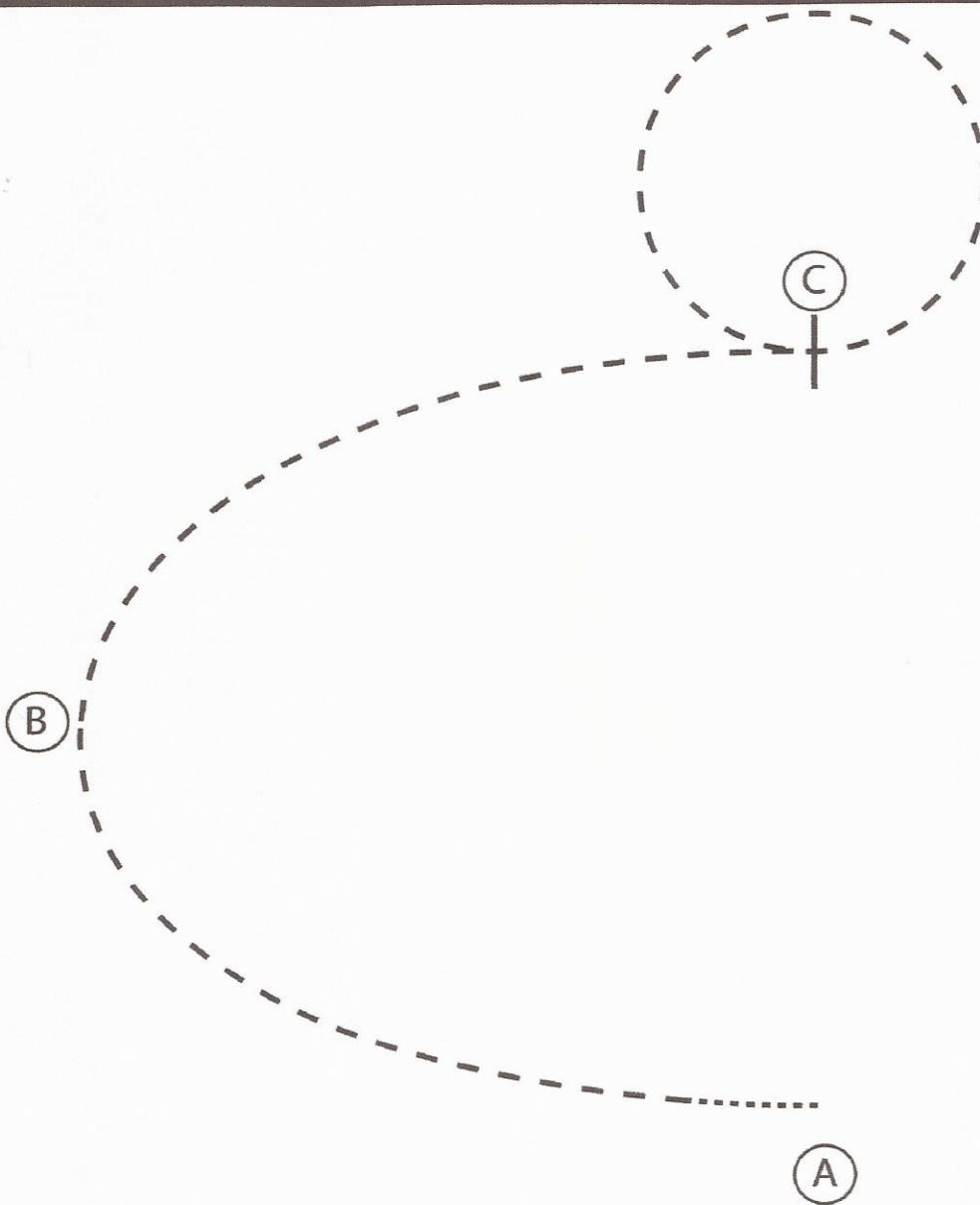
Pattern Provided by:



# Summer Sizzler - Montgomery, AL

## Hunt Seat Equitation (Small Fry 10&U)

Show Date: 05/26/2014



1. Walk 3 strides at A then posting trot on the right diagonal to B
2. At B change diagonals and continue to C
3. At C sitting trot a circle to the left
4. Stop at C

Walk	.....
Trot	- - - - -
Extended Trot	- - - - -
Canter	—————
Leg Yield	
Lead Change	↙ ↘
Back	←←←←←
Marker	⊙
Sidepass	← - - - - →

www.HorseShowPatterns.com

www.HorseShowPatterns.com

[HSE/WT-10]

Pattern Provided by: